

**MINUTES OF THE DDC MEETING FOR THE MONTHS OF SEPTEMBER, 2024
HELD ON 30-09-2024 AT 10:00 AM AT THE CONFERENCE HALL, DC'S OFFICE, KOKRAJHAR**

| | |
|-------------|--|
| Subject | Minutes of the meeting of District Development Committee, Kokrajhar District |
| Date & Time | 30 th Sept ,2024, Time: 10:00 A.M. |
| Venue | Conference Hall, DC's Office, Kokrajhar |

The meeting was chaired by Smt. Masanda Magdalin Pertin, IAS, Secretary, BTC cum District Commissioner, Kokrajhar. The meeting was held in the Conference Hall, DC's Office, Kokrajhar. At the very outset, Secretary, BTC cum District Commissioner, Kokrajhar, Smt. Masanda Magdalin Pertin, IAS welcomed all the members present in the meeting.

Initiating the discussion, the Chairperson reviewed the Performance and Pending beyond Stipulated Timeline of various state and Central Schemes and also department wise actionable points of last DDC meeting held on 08-07-2024 and took stock of the progress of all inter and intra departmental issues and the developmental schemes one by one.

After review of the Minutes of last DDC meeting with Power Point Presentations and threadbare discussion departments wise observations & decisions were made:-

| Sl. No. | Sector | Administrative Department | Issue discussed/Decisions taken | Action to be taken by | | | | | | | | | | | | | | | | | | | | | | |
|---------|----------------------------------|---|--|---|--------------|------------------|--|--------------------------|---------------------------|---|-----------|----------------|--------------|---|-------------|----------------|--------------|---|------------|----------------|-----|--------|--|----------------|--------------|--|
| 1 | Economic Development | Forest Department | i) DFO, Kachugaon Division informed the house about year wise revenue collection upto 27 th Sept, 2024 for the FY 2024-25 is Rs. 1.0911521 Cr. ii) DFO, Parbatjhora Division informed the house about the revenue collection upto upto 31st Aug, 2024 for the FY 2024-25 was Rs. 29,90,290.00 . iii) The Chairperson instructed the DFO's Haltugaon to present the Revenue for the FY 2023-24 from next DDC meeting. iv) The house also reviewed the Distribution of Seedlings During ABA-2024. v) The chairperson also discussed the various pending forest clearance issue regarding different developmental works, schemes like Assam Darshan, Untied Fund that interrupt the overall progress of Govt. schemes in the district and asked the DFO's to cooperate and follow up this matter. | DFO, Kachugaon Division DFO, Parbatjhora Division DFO, Parbatjhora Division | | | | | | | | | | | | | | | | | | | | | | |
| 2 | | Sericulture Department | i) The Assistant Director, Sericulture, Kokrajhar informed the house that the production of Eri cut Cocoon, Muga Raw Silk and Mulberry Raw Silk during the month of Aug, 2024 for FY: 2024-25 was 37,140kg, 31.1 kg, Nil respectively. ii) The Assistant Director of Sericulture, Kokrajhar, informed about the sale proceed statement of the dept. <table border="1" style="margin: 10px auto;"> <thead> <tr> <th rowspan="2">SL. NO.</th> <th rowspan="2">SUB-DIVISION</th> <th colspan="2">AMOUNT DEPOSITED</th> </tr> <tr> <th>2023-24 (UPTO MARCH/ 24)</th> <th>2024-25 (UPTO AUGUST/ 24)</th> </tr> </thead> <tbody> <tr> <td>1</td> <td>KOKRAJHAR</td> <td>Rs. 5,17,221/-</td> <td>Rs. 41,000/-</td> </tr> <tr> <td>2</td> <td>PARBATJHORA</td> <td>Rs. 2,52,000/-</td> <td>Rs. 30,000/-</td> </tr> <tr> <td>3</td> <td>GOSSAIGAON</td> <td>Rs. 1,15,000/-</td> <td>Nil</td> </tr> <tr> <td colspan="2">TOTAL=</td> <td>Rs. 8,84,221/-</td> <td>Rs. 71,000/-</td> </tr> </tbody> </table> iii) The house reviewed the Capacity Building & skill Training for Sericulture under Bodoland Eri Mission supported by Assam Agribusiness and Rural transformation project (APART) (AWP 2023-24) .The Assistant Director of Sericulture, Kokrajhar informed 160 nos of Trainees have been selected for the Mission out of the total target 840. | SL. NO. | SUB-DIVISION | AMOUNT DEPOSITED | | 2023-24 (UPTO MARCH/ 24) | 2024-25 (UPTO AUGUST/ 24) | 1 | KOKRAJHAR | Rs. 5,17,221/- | Rs. 41,000/- | 2 | PARBATJHORA | Rs. 2,52,000/- | Rs. 30,000/- | 3 | GOSSAIGAON | Rs. 1,15,000/- | Nil | TOTAL= | | Rs. 8,84,221/- | Rs. 71,000/- | Assit. Director, Sericulture Kokrajhar |
| SL. NO. | | SUB-DIVISION | AMOUNT DEPOSITED | | | | | | | | | | | | | | | | | | | | | | | |
| | 2023-24 (UPTO MARCH/ 24) | | 2024-25 (UPTO AUGUST/ 24) | | | | | | | | | | | | | | | | | | | | | | | |
| 1 | KOKRAJHAR | Rs. 5,17,221/- | Rs. 41,000/- | | | | | | | | | | | | | | | | | | | | | | | |
| 2 | PARBATJHORA | Rs. 2,52,000/- | Rs. 30,000/- | | | | | | | | | | | | | | | | | | | | | | | |
| 3 | GOSSAIGAON | Rs. 1,15,000/- | Nil | | | | | | | | | | | | | | | | | | | | | | | |
| TOTAL= | | Rs. 8,84,221/- | Rs. 71,000/- | | | | | | | | | | | | | | | | | | | | | | | |
| 3 | Industries & Commerce Department | i) GM, DICC informed that under PMEGP total 218 nos of applications has forwarded to banks , out of which 46 nos of applications are sanctioned , 97 nos are returned by bank and 83 nos are still pending with banks . ii) Under PMFME for FY; 2024-25, out of 22 nos. of proposal submitted, 1 no. of applications has sanctioned, 2 nos are rejected by banks and 8 nos of proposal are pending with banks. | GM, DICC, Kokrajhar | | | | | | | | | | | | | | | | | | | | | | | |

| | | | <p>iii) The house reviewed the status of CM's Atmanirbhar Asom Abhijan (CMAAA) in the district , total 1000 nos of application has been selected by DEC and total 238 nos candidates has been Training under Veterinary, Agriculture/ Horticulture, Fisheries and Service & Other Sector.</p> <p>iv) LDM was instructed to submit rejection list to DICC with detail reasons and also instructed to look into the pendency regarding PMEGP and PMFME and expedite the process of disposal of the said applications.</p> | | | | | | | | | | | | | | | | | | |
|--------------------------------|----------------------------------|--|--|----------------------------------|-------------|----------------|--------|-----------|----------------|---------|------------|------------------|--------|----------|----------------|--------|-----------|----------------|----------------|-------------------|---------------------|
| 4 | | <p>Handloom & Textile Department</p> <p>i)While reviewing the present status of H&T department, the Asstt. Director of H&T informed about the sale.No. of sale Hand woven products under Swanirbhar Naari Scheme under phase-II as follows:</p> <table border="1"> <thead> <tr> <th>Name of Sale Centers under SNN</th> <th>No. of sale Hand woven products)</th> <th>Sale amount</th> </tr> </thead> <tbody> <tr> <td>WESU-Kokrajhar</td> <td>7 pcs.</td> <td>₹ 2441.00</td> </tr> <tr> <td>ADHT-Kokrajhar</td> <td>33 pcs.</td> <td>₹ 11812.00</td> </tr> <tr> <td>WESU-Binnyakhata</td> <td>3 pcs.</td> <td>₹ 832.00</td> </tr> <tr> <td>SHT-Gossaigaon</td> <td>11 pcs</td> <td>₹ 3160.00</td> </tr> <tr> <td>Total =</td> <td>54 pcs.</td> <td>₹ 18245.00</td> </tr> </tbody> </table> <p>ii) The house also the current progress of Skill Up gradation Training under PMKVY and Enrollment status of weavers in PMJJBY/PMSBY.</p> | Name of Sale Centers under SNN | No. of sale Hand woven products) | Sale amount | WESU-Kokrajhar | 7 pcs. | ₹ 2441.00 | ADHT-Kokrajhar | 33 pcs. | ₹ 11812.00 | WESU-Binnyakhata | 3 pcs. | ₹ 832.00 | SHT-Gossaigaon | 11 pcs | ₹ 3160.00 | Total = | 54 pcs. | ₹ 18245.00 | Asstt. Director H&T |
| Name of Sale Centers under SNN | No. of sale Hand woven products) | Sale amount | | | | | | | | | | | | | | | | | | | |
| WESU-Kokrajhar | 7 pcs. | ₹ 2441.00 | | | | | | | | | | | | | | | | | | | |
| ADHT-Kokrajhar | 33 pcs. | ₹ 11812.00 | | | | | | | | | | | | | | | | | | | |
| WESU-Binnyakhata | 3 pcs. | ₹ 832.00 | | | | | | | | | | | | | | | | | | | |
| SHT-Gossaigaon | 11 pcs | ₹ 3160.00 | | | | | | | | | | | | | | | | | | | |
| Total = | 54 pcs. | ₹ 18245.00 | | | | | | | | | | | | | | | | | | | |
| 5 | | <p>Skill Employment & Entrepreneurship Department</p> <p>i)The CHD,SEED informed in the house about Introduction of 15 (Fifteen) new trades with 22 (Twenty two) units, 2 (Two) additional unit of existing trade and up gradation of 4 (Four) units of existing trade as per NSQF NCVT norms at the ITI's of BTR.</p> <p>ii) The CHD, SEED informed in the house that 642 nos of students are enrolled in ITIs of Kokrajhar District for the Session 2023-24 .</p> | CHD,SEED, Kokrajhar | | | | | | | | | | | | | | | | | | |
| 6 | Economic Development | <p>Agriculture</p> <p>i) The House reviewed the performance of ongoing schemes of the department, such as PM KISAN, Paddy Procurement and Mustered procurement, SOPD ,ODOP etc.</p> <p>ii) DAO informed the house that total application sponsored under Kishan Credit Card is 185 and the No. of application sanctioned by Banks is 680. He requested to the LDM, Kokrajhar to expedite pending application clearance.</p> <p>iii) DAO further informed the house about key data about PM-Kishan :</p> <ul style="list-style-type: none"> * Total Farm Family : 1,30,552 nos. * Total Active Farmers : 69,872 nos. * Farmers with Land Seeded : 66,339 nos. * Land seeded & ABPS ready : 64,780 nos. *eKYC completed : 64,225 nos.. * Total Farmers benefited in 17thinstalment : 64,872 nos. * Certificate issued for 18th instalment till now : 63,597 nos. <p>iv) DAO informed the House that under PM FBY, total 16899 nos. of farmers are registered for Kharif Crops against the target of 11000 nos. and 8784 nos of farmers are registered for Rabi crops against the target of 25000 nos during 2023-24</p> <p>v) The house reviewed the current status of ODOP and discussed about the revival of the scheme in the district.</p> | DAO, Kokrajhar | | | | | | | | | | | | | | | | | | |
| 7 | | <p>Soil Conservation Department</p> <p>i)The house reviewed the Progress of the SOPD & RIDF schemes under the department.</p> <p>ii) No vital issues has been raised by the Dept.</p> | DO, Soil Conservation, Kokrajhar | | | | | | | | | | | | | | | | | | |
| 8 | | <p>Economics and Statistics Department</p> <p>i)The Deputy Director of Economics & Statistics, Kokrajhar briefed the house about the crop cutting experiment under PMFBY scheme of Rape & Mustard and Potato for the year 2023-24.</p> | Deputy Director, Economics & Statistics, Kokrajhar | | | | | | | | | | | | | | | | | | |

| | | | | |
|----|----------------------|-----------------------------------|---|---|
| 9 | Economic Development | A.H & Veterinary Deptt, Kokrajhar | <p>i) District A.H. & Veterinary Officer, Kokrajhar highlighted progress report on treatment, castration & vaccination of cattle and also status of Govt. livestock farms, Kokrajhar.</p> <p>ii) District A.H. & Veterinary Officer, Kokrajhar informed the house that :</p> <ul style="list-style-type: none"> ➤ 22,477 no. of animals have been vaccinated on brucellosis vaccination under "LHDCP"(CSS). ➤ 80,000 no. of animals have been vaccinated PPR vaccination under "LHDCP"(CSS). <p>iii) On the issue of KCC, District A.H. & Veterinary Officer, Kokrajhar informed the house that 15 nos. of KCC applications against the target of 150 nos. have been forwarded to different banks, out of which 5 no.s of applications have been sanctioned so far.</p> <p>iv) The house reviewed the Status report of implementation of CSS and SOPD schemes in physical & and financial aspects of the deptt.</p> | District A.H. & Veterinary Officer, Kokrajhar |
| 10 | | DRDA Kokrajhar | <p>i) The house reviewed the progress of Aadhaar Seeding (On going Houses) report and MGNREGA worker ABPS Enablement status of the district. Current dist avg is 86% & 72% that is in line with state avg.</p> <p>ii) The Chairperson instructed the all BDOs, to follow up and expedite the Aadhaar Seeding and ABPS Enablement status.</p> <p>iii) All BDOs were instructed to bridge the gap between 1st instt. to 2nd instt, 2nd instt. to 3rd Instalment, 3rd Instalment to Completion under PMAY (G).</p> <p>iv) Regarding Amrit Sarovar initiatives, PD, DRDA mentioned that total 76 nos of Amrit Sarovar has been sanctioned in the district, out of which 64 nos of projects have completed MGNREGA work Plantation & Working shed and 32 nos have completed Solar Light Installation.</p> | Project Director ,DRDA, & All BDOs |
| 11 | | Co-operative Societies | <p>i) DRCS, Kokrajhar informed the House about the Schemes Of Ministry Of Co-Operation Implemented Under Kokrajhar District :</p> <ul style="list-style-type: none"> ➤ Computerization Of Pacs. ➤ Data Entry In National Cooperative Database ➤ Common Service Center ➤ Jana Aushadhi Kendra. ➤ Petrol Pump Dealership. ➤ Worlds Largest Grain Storage Plant. ➤ Organized Farmer Producers Organization (Fpo). ➤ Pacs As Pradhan Mantri Kissan Samridhhi Kendra. ➤ Membership Of Pacs With Nafed, Nccf, Ncel, Ncol <p>ii) No vital issue raised by the Dept.</p> | DRCS, Kokrajhar |
| 12 | Infrastructure | APDCL | <p>i) CEO, APDCL highlighted the house that the physical progress of schemes under RDSS (LT) and RDSS(HT) are 90% and 20% respectively.</p> <p>ii) The house reviewed the Assam Electricity Distribution System Enhancement & Loss Reduction Project and Revamped Distribution Sector Scheme(RDSS) of the district.</p> <p>iii) CEO, APDCL informed the house that there are 1,21,093 no.s of consumers under smart metering in the Kokrajhar district.</p> <p>iii) No vital issues raised by the deptt.</p> | CEO,AGM APDCL Kokrajhar |
| 13 | Infrastructure | Transport Department | <p>i) The DTO, Kokrajhar informed the House that the House that the revenue collection upto the month of July ,2024 was Rs. 12.8831874 , Target For the Year 2024-25 = 53 Cr.</p> <p>ii) The house also reviewed the road accident and</p> | DTO, Kokrajhar |

| | | | | |
|----|----------------|--|--|---|
| | | | fatality records upto Aug, 2024. DTO has mentioned that the total no of Road Accident, Fatalities & Person injury has been declined compared to the previous year 2023-24. | |
| 14 | | Public Works Department (Building Division) | <p>i) The EE,PWD(B) ,Kokrajhar informed the house about the ongoing status of AAGY, MPLADs, Untied Fund.</p> <p>ii) The chairperson instructed to EE, PWD, Kokrajhar & Chirang Dist., Territorial Building Division to expedite the process of Plan & Estimate preparation of works under MPLADs, Untied Fund and also complete the schemes under Assam Adarsha Gram Yojna (AAGY) within the stipulated time .</p> <p>iii)The EE,PWD, Kokrajhar & Chirang Dist., Territorial Building Division was instructed to include the progress of all other the departmental activities that are currently undertaken by the Dept.</p> | EE,PWD Kokrajhar & Chirang Dist., Territorial Building Division |
| 15 | | Water Resource Department | <p>i) Executive Engineer, Kokrajhar W.R. Division, Kokrajhar informed the house that out of 22 nos of schemes under SOPD (BTC) for 2022-23 & 2023-24., out of 18 schemes, 12 nos of schemes have physically completed and 03 nos of schemes are under process.</p> <p>iii) The house further reviewed the progress of ongoing schemes under SDRF, Out of 5 nos of scheme ,all schemes are physically completed.</p> | EE Water Resource, Kokrajhar |
| 16 | Infrastructure | Housing & Urban Department | <p>i) The Chairperson reviewed the ongoing progress of infrastructure schemes under SOPD for the FY 2023-24 under municipal boards and development authority of Kokrajhar district and instructed to focus on timely completion of these projects.</p> <p>ii)The Chairperson also reviewed the the progress of PMAY(U) under KMB and GMB with a Completion percentage of houses w.r.t total beneficiary(deducting curtailment) 78.6%</p> <p>iii) The Chairperson instructed to gap between 1st Instalment to 2nd Instalment ,gap between 2nd instt and 3rd Instt Under PMAY (U).</p> <p>iii) EOs were instructed to review the progress and pendency status of PMAY(U) at their level.</p> | ADC(Urban) &Eos, Kokrajhar MB ,Gossaigaon MB |
| 17 | | Tourism Deptt. | <p>i) The house reviewed the Swadesh Darshan 2.0 Scheme which is going to be implemented on Raimona National Park, Dheer Beel and Diplai Beel.</p> <ul style="list-style-type: none"> ➤ Swadesh Darshan 2.0 Rs.70.00 Crores (Raimona National Park, Dhir Beel & Diplai Beel) ➤ IBA Fund Rs.165.00 Crores: (Raimona National Park, Soreswar Beel, Dhir & Diplai Beel) ➤ Under IBA Fund Rs. 46.61 Crores(Hotel & Tourism Management Institute at Chirang) ➤ SOPD FY : 2023-24 Rs.70.00 Lakhs) (Choudhury Ghat, Raimona National Park) | Director cum CHD ,Tourism |
| 18 | Social Sector | Education | <p>i)The house reviewed the percentage of PTR & Single Teacher School, dropout rate in the district and express concerns over the increasing dropout rate of students from higher and school education.</p> <p>instructed to flag the issue and develop strategies to address the dropouts and also improve the School attendance students.</p> <p>ii) Further house also reviewed the status of Gunotsav result and instructed to improve the status of Gunotsav and ensure that thye no of C and D category School should be minimum.</p> <p>iii) IS ,Kokrajhar informed about implementation of the PM-Shree Scheme.</p> | IS, Kokrajhar |

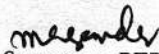
| | | | <p>iv) The Chairperson further emphasized that the AWCs should sensitize the families/Parents so that parent are willing to send child to school. Both IS, Kokrajhar and DSWO were asked to works together and develop effective strategies in this regard.</p> <table border="1" data-bbox="598 156 1197 481"> <thead> <tr> <th colspan="2">Total No. of PM Shri School</th> <th rowspan="2">Total Enrolment</th> <th rowspan="2">Teaching Staff</th> <th rowspan="2">Non Teaching Staff</th> <th rowspan="2">Activities & Civil Works Implemented</th> </tr> <tr> <th>1st Phase (2023-24)</th> <th>2nd Phase (2024-25)</th> </tr> </thead> <tbody> <tr> <td>9</td> <td>5</td> <td>9469</td> <td>322</td> <td>39</td> <td>Exposure Visit, CCTV, Musical Instruments, Green School, Career Guidance, Kitchen Garden, Yoga, Additional Classroom, Toilet, Repair & Renovation etc.</td> </tr> </tbody> </table> | Total No. of PM Shri School | | Total Enrolment | Teaching Staff | Non Teaching Staff | Activities & Civil Works Implemented | 1st Phase (2023-24) | 2nd Phase (2024-25) | 9 | 5 | 9469 | 322 | 39 | Exposure Visit, CCTV, Musical Instruments, Green School, Career Guidance, Kitchen Garden, Yoga, Additional Classroom, Toilet, Repair & Renovation etc. | <p>IS, Kokrajhar & DSWO, Kokrajhar</p> | | | | | | |
|-----------------------------|----------------------------|---|--|--|--|-----------------------------|----------------|--------------------|--------------------------------------|---------------------|---------------------|-----------|----------|----------|-------|-------------|--|--|-------|-------|----------|----------|-------|--|
| Total No. of PM Shri School | | Total Enrolment | Teaching Staff | Non Teaching Staff | Activities & Civil Works Implemented | | | | | | | | | | | | | | | | | | | |
| 1st Phase (2023-24) | 2nd Phase (2024-25) | | | | | | | | | | | | | | | | | | | | | | | |
| 9 | 5 | 9469 | 322 | 39 | Exposure Visit, CCTV, Musical Instruments, Green School, Career Guidance, Kitchen Garden, Yoga, Additional Classroom, Toilet, Repair & Renovation etc. | | | | | | | | | | | | | | | | | | | |
| <p>19</p> | | <p>Women & Child Development</p> | <p>i) The house reviewed the status of Model AWC under SOPD,NIDA and RIDF in the Kokrajhar District. The chairperson instructed to expedite the Physical Progress of Construction of Model AWC under Kokrajhar District. ii)The DSWO reported that total 7891 nos of beneficiaries were covered with a achievement 30.3% under PMMVY for the FY:2024-25 . The chairperson instructed to maximise the nos of beneficiaries so that people can avail the benefits of the scheme and also to arrange awareness and training programme for PMMVY in the district with concerned stakeholders. iii) The chairperson asked to fix the target based on Total ANC registration and to completed 100% ANC registration iv) The house reviewed the Financial Progress of Construction of Model AWC under Kokrajhar District. Out of 122 Model AWC sanctioned, 50 nos are completed and 72 nos of MAWC are under construction. v) While discussing about Sukanya Samridhi Yojana (SSY) , the Chairperson emphasized on the maximize the benefits of the scheme and create awareness through heads of educational institutions, AWCs, ASHA . also all HoDs are requested for their proactive participation in this aspects.</p> | <p>ADC (Social Welfare), DSWO, Kokrajhar</p> | | | | | | | | | | | | | | | | | | | | |
| <p>20</p> | <p>Social Sector</p> | <p>Food & Civil Supplies</p> | <p>i)The Chairperson reviewed the preparedness of Ration Card Distribution programme and also instructed to i/c Joint Director, Food, Public Distribution and Consumer Affairs, Kokrajhar to do the needful for smooth distribution of ration Cards. ii) The Joint Director, Food, Public Distribution and Consumer Affairs, Kokrajhar informed the house about the E-POS Transaction Data for Kokrajhar</p> <table border="1" data-bbox="686 1635 1149 1926"> <thead> <tr> <th>Sub Division</th> <th>Total Allotment (In Qtls.)</th> <th>E-pos Transaction (In Qtls)</th> <th>Remarks (%)</th> </tr> </thead> <tbody> <tr> <td>Gossaigaon</td> <td>19192.00</td> <td>18137.75</td> <td>92.79</td> </tr> <tr> <td>Kokrajhar</td> <td>19426.95</td> <td>18858.75</td> <td>96.01</td> </tr> <tr> <td>Parbatjhora</td> <td>5304.80</td> <td>5203.70</td> <td>96.43</td> </tr> <tr> <td>Total</td> <td>43923.75</td> <td>42200.20</td> <td>94.71</td> </tr> </tbody> </table> | Sub Division | Total Allotment (In Qtls.) | E-pos Transaction (In Qtls) | Remarks (%) | Gossaigaon | 19192.00 | 18137.75 | 92.79 | Kokrajhar | 19426.95 | 18858.75 | 96.01 | Parbatjhora | 5304.80 | 5203.70 | 96.43 | Total | 43923.75 | 42200.20 | 94.71 | <p>i/c Joint Director, Food, Public Distribution and Consumer Affairs, Kokrajhar</p> |
| Sub Division | Total Allotment (In Qtls.) | E-pos Transaction (In Qtls) | Remarks (%) | | | | | | | | | | | | | | | | | | | | | |
| Gossaigaon | 19192.00 | 18137.75 | 92.79 | | | | | | | | | | | | | | | | | | | | | |
| Kokrajhar | 19426.95 | 18858.75 | 96.01 | | | | | | | | | | | | | | | | | | | | | |
| Parbatjhora | 5304.80 | 5203.70 | 96.43 | | | | | | | | | | | | | | | | | | | | | |
| Total | 43923.75 | 42200.20 | 94.71 | | | | | | | | | | | | | | | | | | | | | |

| | | | | |
|----|---|-------------------------|---|---|
| 21 | Social Sector | Health & Family Welfare | <p>i)The house reviewed the status of ABHA ID creation and Jt. DHS, DPM, Kokrajhar was instructed to expedite the process and asked to achieve at least 80% of target as per schedule .</p> <p>ii)Regarding Low ANC Registration, DPM,NHM highlighted that data collection is very challenging for registration in Raimona, Soraibil forest area under Kachugaon, Gossaigaon BPHC. DFOs and DPM were instructed to cooperate in this aspect so that every section of society should get basic health facilities.</p> <p>iii)Jt. DHS, DPM, Kokrajhar were instructed to furnish and update the e-KYC data as per data showing in state portal.</p> <p>iv) The chairperson reviewed the current progress of Wage Compensation for Pregnant Women of Tea Garden Areas in the district .DPM was instructed to all possible steps to achieve 100% target completion.</p> <p>v) The house also reviewed the IMR & MMR status of district. To improve the IMR & MMR data, DPM was instructed to re audit of IMR and MMR data.</p> <p>vi) The DPM was instructed to coordinate with ADC(Aadhar) to increase Aadhar enrollment and also to ensure the birth registration is completed at the same time.</p> <p>vii) The chairperson also express concerns about low immunization coverage in the district and instructed to mobilize field level functionaries increaese the</p> <p>viii) The house also reviewed the status of NCD status, Civil Works, National Vector Borne Disease Control Programme (NVBDPC), PM-JAY and asked to present the percentage wise target</p> | ADC(Health) DPM(NHM), JD, DHS, Kokrajhar |
| 22 | | ASRLM | <p>i)DPM, ASLRM informed the house that the cumulative achievement of Insurance Coverage of SHG Members under PMSBY till Aug,2024 is 72626 against the target of 32080 for the FY 2023-24.</p> <p>ii) DPM, ASLRM informed the house that the cumulative achievement of Insurance Coverage of SHG Members (APY) till Aug, 2024 is 13279 against the target of 17950 for the FY 2023-24.</p> <p>iii) He further informed the house that the cumulative achievement of Insurance Coverage of SHG Members (PMJJBY) till Aug, 2024 is 79,176 against the target of 79,358 for the FY 2023-24.</p> <p>iv) He also informed the house that the no. of Mahila Kisans covered upto Aug, 2024 under Agro Ecological Practice interventions is 67878 against the target of 12375 for the FY 2024-25.</p> <p>v) The house reviewed the status SHG Credit Linkage report for FY 2024 - 2025 till 31st August - with a percentage of 29.44 %</p> | DPM,ASLRM |
| 23 | Infrastructure | Irrigation | <p>i)The house reviewed the ongoing schemes under SOPD(BTC), SOPD(G), RIDF-XXVIII (NABARD), PMKSY .</p> <p>ii) Under PMKSY, the physical and financial progress of works were reviewed and instructed to expedite the works.</p> <p>ii) The EE Irrigation, Kokrajhar informed the House that total Area Covered through irrigation so far in Kokrajhar District is 29439 Hectares.</p> <p>iii) No vital issue raised by the departments.</p> | EE Irrigation, Kokrajhar |
| 24 | Reforms, Governance Facilitation & Regulation | Tax | <p>I)The Superintendent of Taxes, Kokrajhar informed the House that the revenue collection upto the month of Aug, 2024 was Rs. 3943.38 lakhs against the target of Rs. 4941.35Lakhs .</p> | Sptd. Of Taxes Kokrajhar |
| 25 | Social Sector | Labour | <p>i) The House instructed the Labour Officer cum CHD to increase the drives for detection of Child Labour and take necessary action for prosecution of the violators of the Child Labour Act.</p> <p>ii) No vital issue has been raised by the dept.</p> | Labour Officer, Kokrajhar |

| | | | | |
|----|----------------|------------------------------------|---|---|
| 26 | Infrastructure | Public Health Engineer Department | <p>i) The house reviewed the progress of scheme completion and FHTC progress under JJM in the district.</p> <p>ii) EE PHE, Kokrajhar was instructed to increase the No. of Completed Schemes handed over to PRI.</p> <p>iii) The house also reviewed the status of Status of Plastic Waste Management Units (PWMU). The EE, PHED informed that Civil works is completed but Power Connection and Installation of Machinery is pending. The chairperson instructed to complete the power supply connection shortly.</p> <p>iv) Regarding Gobardhan project, The EE, PHED was further instructed to activate the Bio digester installation process to achieve the target.</p> | EE PHE, Kokrajhar |
| 27 | Social Sector | Sports | <p>i) ii) The chairperson also enquired about preparedness of forthcoming Khel Maharan 2.0 and instructed to ADC(Sports), DSO to take necessary action for smooth implementation of the programme.</p> <p>ii) No vital issues raised by the deptt.</p> | ADC(Sports) DSO, Kokrajhar |
| 28 | | District Library | i) No vital issue raised by the dept. | |
| 29 | | Museum & Archaeology | i) The house reviewed the ongoing activities of the department and no vital issues raised by the deptt. | |
| 30 | | Cultural Affairs | i) The house reviewed the ongoing activities of the department and no vital issues raised by the deptt. | CDO, Kokrajhar |
| 31 | Infrastructure | PWD(Electrical) | i) The house reviewed the ongoing activities of the department and no vital issues raised by the deptt. | |
| 32 | Social Sector | Fishery | <p>i) The house reviewed the progress of Pradhan Mantri Matsya Sampada Yojana (PMMSY).</p> <p>ii) The DFDO was instructed to expedite the progress of schemes under RIDF- XXVI for the year 2021-22 iii) The chairperson informed that DFDO should take necessary steps for Training on Scientific Fish Farming of SHG members of ASLRM under Amrit Sarovar Parojects.</p> | DFDO, Kokrajhar |
| 33 | | T&D Branch, DC's Office, Kokrajhar | <p>i) The house reviewed the ongoing physical progress of works under AAGY/MLAAD/MPLAAD/Assam Darshan/Untied fund. etc.</p> <p>ii) It was instructed to EE, PWD (RR) and EE, PWD(BLDG) to expedite the progress of all AAGY schemes so that all the works will be completed within the stipulated time.</p> <p>iii) All BDOs were instructed to submit the pending Plan & Estimate of Untied Fund, Assam Darshan etc as earliest as possible.</p> | ADC(Dev), EE, PWD (RR) and EE, PWD(BLDG) All BDOs |

General Instruction By the Chairperson

- All HoDs are instructed to furnish the physical and financial status of schemes the as per the **annexure (A,B,C D)** and submit in every DDC Meeting.
 - The numbers of schemes reviewed should not be less than **300**.
- The meeting ended with a vote of thanks from the chair.

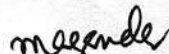

 Secretary, BTR,
 & District Commissioner
 Kokrajhar.

Memo No. KDP.22/2022/ (A)

Dated Kokrajhar, the 04/10/2024

Copy to:-

1. The Addl. Chief Secretary to the Govt. of Assam, T&D Deptt., for favour of kind Information.
2. The Principal Secretary, BTC, Kokrajhar for favour of his kind information.
3. The Director, DCP Division, T & D Deptt., Dispur, Guwahati-6 for information.
4. The Director, E&M Division, T & D Deptt., Dispur, Guwahati-6 for information.
5. The Members of DDC, Kokrajhar for information & necessary action.
6. The DIO, NIC, Kokrajhar with a request to upload minutes of the meeting in district website.


 Secretary, BTR,
 & District Commissioner
 Kokrajhar.





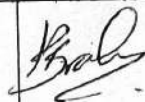






MEMBERS PRESENT IN THE MEETING OF DISTRICT DEVELOPMENT COMMITTEE (DDC) ,KOKRAJHAR








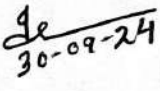


Date : 30th Sept, 2024

Time : 10.00 A.M.






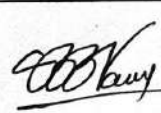



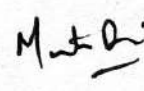
Venue : Conference Hall, DC's Office, Kokrajhar

| Sl. | Name | Designation | Mobile No. | Signature |
|-----|------------------------------------|------------------------------------|----------------|--------------|
| 1 | Smt. Masanda Magdalin Pertin, IAS, | District Commissioner, Kokrajhar | | |
| 2 | Mridul Shukhara, IAS | SDO (C) Hossaingan | 9595071487 | |
| 3 | Wadul Islam, ACS | ADC (Dev). | 98640-39246 | |
| 4 | Kabita Deka, ACS | ADe | 9613861836 | |
| 5 | Iszadish Asaad Bora | IC cum SMC KDC | 9435325 911 | |
| 6 | Subhnam Aditya Bora | ADC Kokrajhar | 99579 07417 | |
| 7 | Debarshi Bhargab | AC Kokrajhar | 7002562161 | |
| 8 | Dhayan Basumatary. | DTO, Kokrajhar. | 8134005153 | 30/9 |
| 9 | Ramesh Boro. | EE. DRDA, Kokrajhar | 60005174 66 | 30/09/24 |
| 10 | Phanindra Brehma | Sa. Asstt. Tourism, CHDO Bille, | 9678776343 | 30/09/24 |

| | | | | |
|----|----------------------|--|------------|---|
| 11 | ABU BAKAR AL SADIQUE | JE. PWD (Roads) Koj Divn | 94359502 |  |
| 12 | Raj Kumar Brahma | A.E. PWD (Roads) Kokrajh R.R. Divn. | 9435322699 |  |
| 13 | Santosh Patraone | E.E. PWD (Rds) Kokrajhar Rds Division | 6000527719 |  |
| 14 | Nito Das | DESO, KOK | 940133302 |  |
| 15 | Purab Brahma | DPC, PMMVY, DHEW W & CD Dept. | 8486286419 |  |
| 16 | Nazrul Islam | Supervisor, ITI: Kokrajhar | 9101397801 |  |
| 17 | Manik Musahary | E.E PWD (E) Kokrajhar | 8761812842 |  |
| 18 | Khawitw Brahma | CA, OSE Kokrajhar | 7002814896 |  |
| 19 | Daiji Basumatary | ZMC, DHEW, WCD Kokrajhar | 8876020894 |  |
| 20 | Sanjay Goswami | Inspector, FPD & CA, Kokrajhar | 9706077917 |  |
| 21 | Kajal Nandi | DMUC, NHM, Koj | 9435027066 |  |

| | | | | |
|----|----------------------------|--|----------------|---|
| 22 | SRI RAJESH KUMAR BRAHMA | E.E. Kokrajhar W.R. Division, Kokrajhar | 9954830 715 |  30.9.2024 |
| 23 | Mohit Basumatary | E.E. Gossaigaon Kokrajhar Division (IRR), Gossaigaon | 9954239311 |  30/09/24 |
| 24 | Bhaskar Basumatary | E.E. Kokrajhar East Division (Irrigation), Kokrajhar | 9957574387 |  30-09-24 |
| 25 | Laijung Narzany | UDA - Lem - Accountant to the DSWD, Kokrajhar | 8638979460 |  30/9/24 |
| 26 | Pradip Tar Narzany | D.S.O sports | 9101017379 |  |
| 27 | Prasanta Das | D.P.A., Pashan, Kokrajhar W.E.C.D | 9954064582 |  30.9.24 |
| 28 | Nisjoy Dasgupta | SDSO, Kokrajhar | 9101550945 |  |
| 29 | Jayanta Kumar Brahma | D.F.O. Hallugaan Division, Kokrajhar | 8638172422 |  30-09-24 |
| 30 | Diganta Shaha | D.A.O., Kokrajhar | 9854939614 |  |
| 31 | Ajit Kumar | ILC Joint Director P.D & CA, Kokrajhar | 8011104160 |  30/9/24 |

| | | | | |
|----|---------------------|---|----------------|------------------|
| 32 | Bhramu Jirho | DFO, Kachugaon | 9401129029 | blu 30/09/24 |
| 33 | Abrish Basumatry | DFO, Parbatjhor | 8011835495 | if 30/09/24 |
| 34 | Baishali Chatterjee | Assistant Commissioner of State Jan, Kanchal unit | 88603 13554 | BB |
| 35 | Gopal Boh | AGM, Kokrajhar Electric Division | 99542 48126 | ew 30/9/24 |
| 36 | Navdip Roy | AGM (Project), APDCL | 7002265843 | Udip 30/09/24 |
| 37 | Anjina Daimari | B.D.O. Gossaigaon | 9435190020 | A 30/9/24 |
| 38 | Darmwilo Brahma | i/c BDO Kachugaon Dev. Block | 7002110161 | da |
| 39 | Rupeswar Brahma | EE (PHE) Gossaigam Division | 9435701651 | Gx |
| 40 | Hitesh Rabha | EE (PHE) Kokrajhar Division no. I | 7896049473 | hr |
| 41 | Prakash Ch. Chande | BDO, Kokrajhar Dev. Block | 8135085 827 | R |

| | | | | |
|-----|-------------------------------|--|----------------|---|
| 42 | Pankaj Km. Brahma | Asstt. B.D.O. Maharaja-Dev. Block | 943532273 9 |  |
| 43 | Lalit Huskhalay | BDO. office Golabganj. Dev. Block | 9706012501 |  |
| 44. | Chakul Brahma. | Inspector (C). A & T. Kokrajhar. | 8638372099 |  |
| 45 | Dr. Titam ch. Bhusumdar | K.D.V.O A.H. 2 Vcty. Dept | 9957962193 |  |
| 46 | Partha Pratim Baruah | CPM (MIS), PMAY (U) Kokrajhar MB & DA | 9954786509 |  |
| 47 | Bichitra Birjiga Narayan y | DPM, ASRLM, Kokrajhar | 8638738302 |  |
| 48 | Jayprakash Chakraborty | DRIS, Kkj | 995726 3158 |  |
| 49 | Muzamuddin Talukder | i/c A.R.S. Kkj | 7002012095 |  |
| 50 | Ranjit Bhattacharya | Asstt. Director Sericulture, Kokrajhar | 9508726368 |  |
| 51 | Montu Devi | DSCO (I/C) Kokrajhar Soil Conservation Division | 8473895190 |  |

| | | | | |
|----|-----------------------|--|----------------|------------|
| 52 | Bimala Borogary | BDO, Dohma Dev Block | 96789835 40 | B3 10/9/24 |
| 53 | Nabanita Basu. | EO, GMB. | 7002119403 | ABero |
| 54 | B. Deba | EO, KMB. | 9101247245 | Si |
| 55 | Jilimuddin | ASSH BDO | 985453287 | fm. |
| 56 | Manoj Kumar Singh. | Accutt. Hatidhura Dev. Block | 9678770220 | if |
| 57 | Swapnamoni Saikia. | CDPO, Rupshi ICDS Project | 9954763662 | Saikia |
| 58 | Nabajeebam Pasumotary | Labour Inspector, Koj. | 9435399588 | AB |
| 59 | Birada Dasumotary | ADPM, DRDA, KDRajhar | 9706679698 | 35/09/24 |
| 60 | Surongama Baruah. | Assistant Engineer, PWD, O/D EE, PWD, Kokrajhar & Jirang, Irrigation & Land Reclamation Division, Kokrajhar. | 9365920278 | 30/9/24 |

| | | | | |
|----|---|---|-----------------|----------------------------------|
| 61 | Alvina Warzari | AEE, PWD Building Division, Kokrajhar | 8811830709 | <u>An</u> 30/9/24 |
| 62 | Fosayez Uddin Sheikh for ODDO, Debitola | JE Debitola Dev. Block | 9435029403 | <u>Fr</u> |
| 63 | Khalidur Rahman for ODDO, Rupsi Dev. Block | AEE, Rupsi/Gossai - group Dev. Block | 7002713905 | <u>[Signature]</u> 30/9/24 |
| 64 | Dr Manomala Morin IC for IAS (back) | Asst Director office Kokrajhar | 9864142596 | <u>[Signature]</u> 30/9/24 |
| 65 | Jansummi Boro | District Librarian Kokrajhar | 7002480047 | <u>[Signature]</u> 30/9/24 |
| 66 | Dipriya Brahma | CHD. Museum & Archaeology | 9864179323 | <u>[Signature]</u> 30/09/2024 |
| 67 | Jitanjali Jhary | ODPO, Dotma LEDS project | 99545084 67 | <u>[Signature]</u> 30/9/24 |
| 68 | SAROJ KUMAR DEKA | AC & EM, PARBAJHARA SDO (C) O/O | 86386 93573. | <u>[Signature]</u> 30/09/24 |
| 69 | Jintu Phukan | DSWO, Kokrajhar | 94350 83432 | <u>[Signature]</u> 30/9/24 |
| 70 | Ariechur Rahman | Chapar Salkocha asst Block, Project | 863839 8159 | <u>[Signature]</u> 30/9/24 |

Annexure - A

Monthly status of Fund receipt and utilisation for the month of ...SEPTEMBER.....Year.....2024.....

A. For Scheme : Funds received.

| Sl No | Admin Dept | Name of Scheme (Implementation Agency) | PFMS codes SLS Code | Category CS/CSS/State/EAP etc | Opening Balance with CAN SNA/others-as applicable | | Opening Balance with the District/Council/Others-as applicable | | Current Year Allocation to District | | Fund received in the current Year | | Total funds available for Scheme | Funds utilised till now Amount & (% in bracket) | | Amount for which Ucs are pending at the end of previous year | Utilisation Certificate submitted against total available funds for the current year | Amount for which Ucs as pending as on date | | Remarks |
|-------|------------|--|---------------------|-------------------------------|---|-------------|--|-------------|-------------------------------------|-------------|-----------------------------------|-------------|----------------------------------|---|-------------|--|--|--|-----------------|--------------------------------|
| | | | | | Central Share | State Share | Central Share | State Share | Central Share | State Share | Central Share | State Share | | Central Share | State Share | | | Of Previous Year | Of Current Year | |
| 1 | 2 | 3 | 4 | 5 | 6 | 7 | 8 | 9 | 10 | 11 | 12 | 13 | 14 | 15 | 16 | 17 | 18 | 19 | 20 | 21 |
| 1 | POWER | APDCL | 198 | CSS | | | | | | | | | | | | | | | | Fund received & disburse by HQ |
| 2 | POWER | APDCL | 22 | EAP | | | | | | | | | | | | | | | | Fund received & disburse by HQ |
| 3 | POWER | APDCL | 368 | State | | | | | | | | | | | | | | | | Fund received & disburse by HQ |

*= will be provided by the HOD/Concerned Agenc. PMFS : Public Finance Management System; SLS : State Linked Scheme-State Code

Annexure - B

B. Scheme for which no funds are received by the District/Council: For (Please visit <https://www.indabudget.gov.in/index.php>- and concerned Ministry / Department website to know the list of Central schemes of current and previous year

| Sl. No. | Administrative Department | Scheme Name | Reasons | Remarks if any |
|---------|---------------------------|-------------|---------|----------------|
| | | | | |
| | | | | |
| | | | | |

Annexure - C

Physical Progress of Works under different Schemes/Programmes/Projects across Departments - of Current Year

| Sl. No. | Admin. Dept. | Name of Schme | Number of Works sanctioned in the current | Progress of Current Year works/Services-Categorise number of works based on the stage of physical progress | | | | | | |
|---------|--------------|---------------|---|--|--------|--------|--------|-------|--|-------------------------------------|
| | | | | 100% | 75-99% | 50-74% | 25-49% | 1-25% | | Not started |
| 1 | POWER | SOPD | 1 | | 97% | | | | | 100% Progress will be achieved soon |
| 2 | POWER | RDSS-LT | 1 | 100% | | | | | | Work completed |
| 3 | POWER | RDSS-HT | 1 | | | | 45% | | | Work in progress |
| 4 | POWER | APDSELR | 2 | | | 70% | | | | Work in progress |
| 5 | POWER | APDSELR(HVDS) | 1 | | | 72% | | | | Work in progress |

Annexure - A

Monthly status of Fund receipt and utilisation for the month ofYear FY 2024-25

A. For Scheme : Funds received.

| Sl No | Admin Dept | Name of Scheme (Implementation Agency) | PFMS codes SLS Code | Category CS/CSS/State/EAP etc | Opening Balance with CAN SNA/others-as applicable | | Opening Balance with the District/Council /Others-as applicable | | Current Year Allocation to District | | Fund received in the current Year | | Total funds available for Scheme | Funds utilised till now Amount & (% in bracket) | | Amount for which Ucs are pending at the end of previous year | Utilisation Certificate submitted against total available funds for the current year | Amount for which Ucs as pending as on date | | Closing Balance |
|-------|------------|--|---------------------|-------------------------------|---|-------------|---|-------------|-------------------------------------|-------------|-----------------------------------|-------------|----------------------------------|---|-------------|--|--|--|-----------------|-----------------|
| | | | | | Central Share | State Share | Central Share | State Share | Central Share | State Share | Central Share | State Share | | Central Share | State Share | | | Of Previous Year | Of Current Year | |
| 1 | 2 | 3 | 4 | 5 | 6 | 7 | 8 | 9 | 10 | 11 | 12 | 13 | 14 | 15 | 16 | 17 | 18 | 19 | 20 | |
| | P&RD | NRLM | | | 0 | 0 | 0 | 0 | 31572383 | | 31572383 | | 31572383 | 30315232 | | | | | | 1257151 |
| | P&RD | DDU-GKY | | | | | | | 2155771 | | 2155771 | | 2155771 | 2135440 | | | | | | 20331 |
| | | | | | | | | | | | | | | | | | | | | |
| | | | | | | | | | | | | | | | | | | | | |

*= will be provided by the HOD/Concerned Agenc. PMFS : Public Finance Management System; SLS : State Linked Scheme-State Code

Annexure - B

Scheme for which no funds are received by the District/Council: For (Please visit <https://www.indabudget.gov.in/index.php> and concerned Ministry / Department website to know the list of Central schemes of current and previous year)

| Sl. No. | Administrative Department | Scheme Name | Reasons | Remarks if any |
|---------|---------------------------|-------------|---------|----------------|
| | | | | |
| | | | | |
| | | | | |

Annexure - A

Monthly status of Fund receipt and utilisation for the month of August,2024

A. For Scheme : Funds received.

Rs. in Lakh

| Sl No | Admin Dept | Name of Scheme (Implementation Agency) | PFMS codes SLS | Category CS/CSS/State/EAP etc | Opening Balance with CAN SNA/others-as applicable | | Opening Balance with the District/Council/Others-as applicable | | Current Year Allocation to District | | Fund received in the current Year | | Total funds available for Scheme | Funds utilised till now Amount & (% in bracket) | | Amount for which Ucs are pending at the end of previous year | Utilisation Certificate submitted against total available funds for the current | Amount for which Ucs as pending as on date | | Remarks |
|-------|-------------|--|----------------|-------------------------------|---|-------------|--|-------------|-------------------------------------|-------------|-----------------------------------|-------------|----------------------------------|---|-------------|--|---|--|-----------------|---------|
| | | | | | Central Share | State Share | Central Share | State Share | Central Share | State Share | Central Share | State Share | | Central Share | State Share | | | Of Previous Year | Of Current Year | |
| 1 | 2 | 3 | 4 | 5 | 6 | 7 | 8 | 9 | 10 | 11 | 12 | 13 | 14 | 15 | 16 | 17 | 18 | 19 | 20 | 21 |
| 1 | Agriculture | ATMA | NA | CSS | NA | NA | 0.00 | 0.00 | 1.90 | 0 | 1.90 | 0 | 1.90 | 1.90 (100%) | 0 | 0 | 0 | 1.90 | 0.00 | |
| | | | | | | | | | | | | | | | | | | | | |
| | | | | | | | | | | | | | | | | | | | | |
| | | | | | | | | | | | | | | | | | | | | |
| | | | | | | | | | | | | | | | | | | | | |

*= will be provided by the HOD/Concerned Agenc. PMFS : Public Finance Management System; SLS : State Linked Scheme-State Code

Annexure - B

B. Scheme for which no funds are received by the District/Council: For (Please visit <https://www.indabudget.gov.in/index.php> and concerned Ministry / Department website to know the list of Central schemes of current and previous year

| Sl. No. | Administrative Department | Scheme Name | Reasons | Remarks if any |
|---------|---------------------------|------------------|--|----------------|
| 1 | Agriculture | NFSM/SNF (State) | Only Inputs are supplied to the District | |
| | | NFSM/SNF (BTC) | | |
| | | RKVY (BTC) | | |
| | | SOPD (BTC) | | |
| | | HMNEH (State) | | |

District Agriculture Officer,
Kokrajhar

| Sl. No. | Admin. Dept. | Name of Schme | Number of Works sanctioned in the | Progress of Current Year works/Services-Categorise number of works based on the stage of physical progress | | | | | | |
|---------|--------------|---|-----------------------------------|--|--------|--------|--------|-------|-------------|-------------|
| | | | | 100% | 75-99% | 50-74% | 25-49% | 1-25% | Not started | |
| 1 | Agriculture | Distribution of Ground NutSeed (Var. Vijetha) under NFSM (BTC) | 504 Qtl | 100% | | | | | | |
| | | Distribution of Watermelon Seed (Var. Jigna Golo) under RKVY-BTC. | 25.20 Kg | 100% | | | | | | |
| | | Distribution of Hybrid Summer Veg. Kit under RKVY-BTC. | 1100 nos. | 100% | | | | | | |
| | | Distribution of Green Gram seed (Var. Pusa 1372) under RKVY-BTC. | 44.225 Qtl | 100% | | | | | | |
| | | Distribution of Hybrid Paddy seed (Var. Fatty) under RKVY-BTC. | 6.3 Qtl | 100% | | | | | | |
| | | Distribution of Turmeric Rhizome (Var:Lakadang) under SOPD-BTC | 275.0 Qtl | 100% | | | | | | |
| | | Distribution of Hy-Maize Seed (Var. HQPM-1) under SOPD-BTC | 90.0 Qtl | 100% | | | | | | |
| | | Distribution of Battery Operated Hand Sprayer under SOPD-BTC | 1100 nos. | 100% | | | | | | |
| | | Distribution of Power Tiller under HMNEH | 65 nos. | 100% | | | | | | |
| | | Distribution of Plastic Mulching under HMNEH | 3740 Kgs | 100% | | | | | | |
| | | Distribution of UV film under HMNEH | 1320 Kgs | 100% | | | | | | |
| | | Distribution of UV film under HMNEH | 720 Kgs | | | | | | | not started |
| | | Distribution of Chaff Cutter under HMNEH | 20 nos | | | | | | | not started |
| | | Distribution ofChaff Cutter under HMNEH | 130 nos | | | | | | | not started |
| | | Distribution of Tuberose Bulb under Floriculture Mission | 744000 nos. | 100% | | | | | | |
| | | Distribution of TC Anthurium plants under Floriculture Mission | 2800 nos. | 100% | | | | | | |
| | | Distribution of Millet Seed (Chattisgarh Ragi-3 & Marua Dhan-1) under RKVY-State (Millet Mission) | 12.0 Qtl | 100% | | | | | | |
| | | Distribution of Azadiractin under RKVY-State (Millet Mission) | 200.0 Lt | 100% | | | | | | |
| | | Distribution of Liquid NPK under RKVY-State (Millet Mission) | 400 Lt | 100% | | | | | | |
| | | Distribution of Vermi Compost under RKVY-State (Millet Mission) | 307.5 Qtl | 100% | | | | | | |

| Sl. No. | Admin. Dept. | Name of Schme | Number of Works sanctioned in the | Progress of Current Year works/Services-Categorise number of works based on the stage of physical progress | | | | | |
|---------|--------------|---------------|-----------------------------------|--|--------|--------|--------|-------|-------------|
| | | | | 100% | 75-99% | 50-74% | 25-49% | 1-25% | Not started |

| Sl. No. | Admin. Dept. | Name of Schme | Number of Works sanctioned in the | Progress of Current Year works/Services-Categorise number of works based on the stage of physical progress | | | | | |
|---------|--------------|--|-----------------------------------|--|--------|--------|--------|-------|-------------|
| | | | | 100% | 75-99% | 50-74% | 25-49% | 1-25% | Not started |
| 1 | Agriculture | Distribution of Fodder Maize seed under RKVY-State | 507.6 Qt | | | | | 15% | |
| | | Paddy Procurement (KMS-I,2023-24) | 15500 MT | | | | 28.70% | | |
| | | Paddy Procurement (KMS-II,2024) | 1800 MT | above 100% | | | | | |
| | | Mustard Procuremen (Rabi,2024) | 800 MT | | | 58.30% | | | |
| | | PMFBY, Rabi-2023-24 (Mustard, Potato & Summer Paddy) | 25000 nos. | | | | 35.00% | | |
| | | PMFBY, Kharif-2024 (Jute, Sali Paddy & Blackgram) | 11000 nos. | above 100% | | | | | |

District Agriculture Officer,
Kokrajhar

Physical Progress of Works under different Schemes/Programmes/Projects across Departments - of Previous Year

| Sl. No. | Admin. Dept. | Name of Scheme | Total number of works pending as | Number of Years delayed for completion - as on the last date of last Financial Year. Categorise works based on the | | | | | Progress of Pending works of Previous Years pending as on the last date of last financial Year. Categorise works based on the stage of | | | | | |
|---------|--------------|----------------|----------------------------------|--|---------------|---------------|-----|-------|--|--------|--------|--------|-------|-------------|
| | | | | Less than 1 Yr | >=1 to <3 Yrs | >=3 to <5 Yrs | >=5 | Total | 100% | 75-99% | 50-74% | 25-49% | 1-25% | Not started |
| 1 | Agriculture | NFSM (State) | Nil | | | | | | | | | | | |
| | | NFSM (BTC) | Nil | | | | | | | | | | | |
| | | RKVY (BTC) | Nil | | | | | | | | | | | |
| | | SOPD (BTC) | Nil | | | | | | | | | | | |
| | | HMNEH (State) | Nil | | | | | | | | | | | |
| | | | | | | | | | | | | | | |

District Agriculture Officer,
Kokrajhar

Monthly status of Fund receipt and utilisation for the month of Aug & Sept. Year 2024

A. For Scheme : Funds received.

| Sl No | Admin Dept | Name of Scheme (Implementation Agency) | PFMS codes SLS Code | Category CS/CSS/State/EAP etc | Opening Balance with CAN SNA/others-as applicable | | Opening Balance with the District/Council/Others-as applicable | | Current Year Allocation to District | | Fund received in the current Year | | Total funds available for Scheme | Funds utilised till now Amount & (% in bracket | | Amount for which Ucs are pending at the end of previous year | Utilisation Certificate submitted against total available funds for the current year | Amount for which Ucs as pending as on date | | Remarks |
|-------|-------------------------------------|--|---------------------|-------------------------------|---|-------------|--|-------------|-------------------------------------|-------------|-----------------------------------|-------------|----------------------------------|--|-------------|--|--|--|-----------------|---------|
| | | | | | Central Share | State Share | Central Share | State Share | Central Share | State Share | Central Share | State Share | | Central Share | State Share | | | Of Previous Year | Of Current Year | |
| 1 | 2 | 3 | 4 | 5 | 6 | 7 | 8 | 9 | 10 | 11 | 12 | 13 | 14 | 15 | 16 | 17 | 18 | 19 | 20 | 21 |
| | Env. & Forest, Deptt. Of BTC, Assam | Nil | NA | NA | NA | NA | NA | NA | NA | NA | NA | NA | NA | NA | NA | NA | NA | NA | NA | -- |

*= will be provided by the HOD/Concerned Agenc. PMFS : Public Finance Management System; SLS : State Linked Scheme-State Code

B. Scheme for which no funds are received by the District/Council: For (Please visit <https://www.indabudget.gov.in/index.php> and concerned Ministry / Department website to know the list of Central schemes of current and previous year

| Sl. No. | Administrative Department | Scheme Name | Reasons | Remarks if any |
|---------|-------------------------------------|-------------|---------|----------------|
| | Env. & Forest, Deptt. Of BTC, Assam | Nil | NA | NA |

Annexure - A

Monthly status of Fund receipt and utilisation for the month of December, Year 2023

A. For Scheme : Funds received.

| SI No | Admin Dept | Name of Scheme (Implementation Agency) | PFMS codes SLS Code | Category CS/SS/State/EAP etc | Opening Balance with CAN SNA/others-as applicable | | Opening Balance with the District/Council /Others-as applicable | | Current Year Allocation to District | | Fund received in the current Year | | Total funds available for Scheme | Funds utilised till now Amount & (% in bracket) | | Amount for which Ucs are pending at the end of previous year | Utilisation Certificate submitted against total available funds for the current year | Amount for which Ucs as pending as on date | | Remarks |
|-------|-----------------------------------|--|---------------------|------------------------------|---|-------------|---|-------------|-------------------------------------|-------------|-----------------------------------|-------------|----------------------------------|---|-------------|--|--|--|-----------------|---------------------------------|
| | | | | | Central Share | State Share | Central Share | State Share | Central Share | State Share | Central Share | State Share | | Central Share | State Share | | | Of Previous Year | Of Current Year | |
| 1 | 2 | 3 | 4 | 5 | 6 | 7 | 8 | 9 | 10 | 11 | 12 | 13 | 14 | 15 | 16 | 17 | 18 | 19 | 20 | 21 |
| | Industries, Commerce & P.E (DICC) | PMEGP | - | - | Nil | Nil | Nil | Nil | Nil | Nil | Nil | Nil | Nil | NA | NA | NA | NA | NA | NA | No fund has received from state |
| | | PMFME | - | - | Nil | Nil | Nil | Nil | Nil | Nil | Nil | Nil | Nil | NA | NA | NA | NA | NA | NA | No fund has received from state |
| | | ODOP | - | - | Nil | Nil | Nil | Nil | Nil | Nil | Nil | Nil | Nil | NA | NA | NA | NA | NA | NA | No fund has received from state |
| | | CMAAA | - | - | Nil | Nil | Nil | Nil | Nil | Nil | Nil | Nil | Nil | Nil | NA | NA | NA | NA | NA | NA |

*= will be provided by the HOD/Concerned Agenc. PMFS : Public Finance Management System; SLS : State Linked Scheme-State Code

Annexure - B

B. Scheme for which no funds are received by the District/Council: For (Please visit <https://www.indabudget.gov.in/index.php> and concerned Ministry / Department website to know the list of Central schemes of current and previous y

| Sl. No. | Administrative Department | Scheme Name | Reasons | Remarks if any |
|---------|-----------------------------|-------------|---------|----------------|
| NA | ustries, Commerce & P.E (DI | NA | NA | |
| | | | | |
| | | | | |

| Admin Dept | Name of Scheme (Implementation Agency) | PFMS codes SLS Code | Category CS/CSS/State/EAP etc | Opening Balance with CAN SNA/others-as applicable | | Opening Balance with the District/Council/Others-as applicable | | Current Year Allocation to District | | Fund received in the current Year | | Total funds available for Scheme | Funds utilised till now Amount & (% in bracket) | | Amount for which Ucs are pending at the end of previous year | Utilisation Certificate submitted against total available funds for the current year | Amount for which Ucs as pending as on date | |
|------------|--|---------------------|-------------------------------|---|-------------|--|-------------|-------------------------------------|-------------|-----------------------------------|-------------|----------------------------------|---|-------------|--|--|--|-----------------|
| | | | | Central Share | State Share | Central Share | State Share | Central Share | State Share | Central Share | State Share | | Central Share | State Share | | | Of Previous Year | Of Current Year |
| 2 | 3 | 4 | 5 | 6 | 7 | 8 | 9 | 10 | 11 | 12 | 13 | 14 | 15 | 16 | 17 | 18 | 19 | 20 |
| Education | Annual School Grant (Samagra Shiksha) | ASKK00000016 | CSS | 0 | 0 | 0 | 0 | 110.21 | | 110.213 | | 110.2125 | 110.2125 | | No | Yes | No | No |
| Education | & | ASKK00000016 | CSS | | | | | 5.639 | | 5.639 | | 5.639 | 5.639 | | No | Yes | No | No |
| Education | SMC Quarterly | ASKK00000016 | CSS | 0 | | | | 3.03 | | 3.03 | | 3.03 | 3.03 | | No | Yes | No | No |
| Education | Stipend for | ASKK00000016 | CSS | 0 | | | | 14.46 | | 14.46 | | 14.46 | 14.46 | | No | Yes | No | No |
| Education | | ASKK00000016 | CSS | 0 | | | | | | | | 0 | 0 | | No | Yes | No | No |
| Education | KGBV | ASKK00000016 | CSS | 0 | | | | 59.92 | | 59.92 | | 59.92 | 59.92 | | No | Yes | No | No |
| Education | ST | ASKK00000016 | CSS | 0 | | | | 33.596 | | 33.596 | | 33.596 | 33.596 | | No | Yes | No | No |
| Education | Grant (PM SHRI Schhol) | ASKK00000016 | CSS | 0 | | | | 17.982 | | 17.982 | | 17.982 | 17.982 | | No | Yes | No | No |
| Education | School Grant (PM SHRI School) | ASKK00000016 | CSS | 0 | | | | 8.875 | | 8.875 | | 8.875 | 8.875 | | No | Yes | No | No |
| Education | SHRI School) | ASKK00000017 | CSS | 0 | | | | 52.72 | | 52.72 | | 52.72 | 52.72 | | No | Yes | No | No |
| Education | CIVIL | ASKK00000016 | CSS | 0 | | | | 116.1 | | 116.1 | | 116.1 | 116.1 | | No | Yes | No | No |

| Sl. No. | Administrative Department | Scheme Name | Reasons | Remarks if any |
|---------|---------------------------|-------------|---------|----------------|
| | | | | |
| | | | | |
| | | | | |

Monthly status of Fund receipt and utilisation for the month of May, Year 2024

A. For Scheme : Funds received.

| Sl No | Admin Dept | Name of Scheme (Implementation Agency) | PFMS codes SLS Code | Category CS/CSS/State/EAP etc | Opening Balance with CAN SNA/others-as applicable | | Opening Balance with the District/Council/Others-as applicable | | Current Year Allocation to District | | Fund received in the current Year | | Total funds available for Scheme | Funds utilised till now Amount & (% in bracket) | | Amount for which Ucs are pending at the end of previous year | Utilisation Certificate submitted against total available funds for the current year | Amount for which Ucs are pending as on date | |
|-------|--------------------|--|---------------------|-------------------------------|---|-------------|--|-------------|-------------------------------------|-------------|-----------------------------------|-------------|----------------------------------|---|-------------|--|--|---|-----------------|
| | | | | | Central Share | State Share | Central Share | State Share | Central Share | State Share | Central Share | State Share | | Central Share | State Share | | | Of Previous Year | Of Current Year |
| 1 | 2 | 3 | 4 | 5 | 6 | 7 | 8 | 9 | 10 | 11 | 12 | 13 | 14 | 15 | 16 | 17 | 18 | 19 | 20 |
| 1 | Fishery Department | Pradhan Mantri Matsya Sampada Yojana (PMMSY) | AS178 | CSS | Nil | NIL | NIL | NIL | 68.484 | 8.276 | 34.242 | 4.138 | 0 | 34.242 | 4.1380 | Nil | Nil | Nil | 32.0248 |
| | | | | | | | | | | | | | | | | | | | |
| | | | | | | | | | | | | | | | | | | | |
| | | | | | | | | | | | | | | | | | | | |

*= will be provided by the HOD/Concerned Agency. PMFS : Public Finance Management System; SLS : State Linked Scheme-State Code

B. Scheme for which no funds are received by the District/Council: For (Please visit <https://www.indabudget.gov.in/index.php> and concerned Ministry / Department website to know the list of Central schemes of current and previous year

| Sl. No. | Administrative Department | Scheme Name | Reasons | Remarks if any |
|---------|---------------------------|-----------------------|---------|-------------------------|
| 1 | Fishery | New Rearing Pond | | Started to release fund |
| 2 | | New Pond Construction | | Started to release fund |

| | | | | |
|---|--|-------------------------------|--|---------------------------------------|
| 3 | | Three Wheelers with Ice-Box | | Process Initiated to purchase Vehicle |
| 4 | | Livelyhood Support to Fishers | | Process Initiated to purchase Vehicle |

Annexure - A

| |
|---------|
| Remarks |
| 21 |
| |
| |
| |
| |
| |

Annexure - B

Annexure - C

Physical Progress of Works under different Schemes/Programmes/Projects across Departments - of Current Year

| Sl. No. | Admin. Dept. | Name of Schme | Number of Works sanctioned in the current year | Progress of Current Year works/Services-Categorise number of works based on the stage of physical progress | | | | | |
|---|--|--|--|--|--------|---------|--------|-------|-------------|
| | | | | 100% | 75-99% | 50-74% | 25-49% | 1-25% | Not started |
| Pradhan Mantri Matsya Sampada Yojana (PMMSY), 2022-23 | | | | | | | | | |
| 1 | Fishery Department | New Rearing pond | 6.00 Ha | 6.00 Ha | | | | | |
| 2 | | New pond construction | 6.00 Ha | 6.00 Ha | | | | | |
| 3 | | Inputs for fish farming | 6.00 Ha. | | | | | | 6.00 Ha. |
| | | Three Wheelers with Ice Box | 3.00 Nos. | | | | | | 3.00 Nos. |
| 9 | | Livelihood support to fishers | 200 Nos. | | | 147 Nos | | | |
| 12 | Assam Agri-Bussiness and Rural Tansformation Project (APART), 2023-24 | | | | | | | | |
| 13 | | Polyculture Demonstration Project , APART | 5.00 Ha | 5.00 Ha | | | | | |
| 14 | | High Yielding Variety Seed Rearing Unit, APART | 7.00 Ha | 7.00 Ha | | | | | |
| 15 | Beel Development under APART, 2023-24(Only Technical Sanction Accorded) | | | | | | | | |
| 16 | | Intibeel Development Management Committee | 5.50 Ha | | | | | | 5.50 Ha |
| 17 | | Kusumbeel Development Management Committee | 6.50 Ha. | | | | | | 6.50 Ha. |
| RIDF-XXVI, 2021-22 | | | | | | | | | |
| 17 | Fishery Department | Refrigerated Fish Transport Vehicle (Four Wheeler) | 2 Units | 2 units | | | | | |
| 18 | | Auto-Van with Ice Box (Three Wheeler) | 10 units | 5 units | | 5 Units | | | |
| 19 | | Mini Fish Feed Mill | 1 unit | | | 1 Units | | | |

Physical Progress of Works under different Schemes/Programmes/Projects across Departments - of Previous Year

| Sl. No. | Admin. Dept. | Name of Scheme | Total number of works pending as on the last date of previous Financial Year | Number of Years delayed for completion - as on the last date of last Financial Year-Categorise works based on the delay in completion | | | | | Progress of Pending works of Previous Years pending as on the last date of last financial Year-Categorise works based on the stage of physical progress | | | | | | |
|---------|--------------------|---|--|---|---------------|---------------|-----|-------|---|--------|--------|--------|-------|-------------|--|
| | | | | Less than 1 Yr | >=1 to <3 Yrs | >=3 to <5 Yrs | >=5 | Total | 100% | 75-99% | 50-74% | 25-49% | 1-25% | Not started | |
| 1 | Fishery Department | Mini Feed Mill under Pradhan Mantri Matsya Sampada Yojana (PMMSY) | 1 | 1 | NIL | NIL | NIL | 1 | | | 1 | | | | |

Annexure - A

Monthly status of Fund receipt and utilisation for the month of March, April and May, 2024

A. For Scheme : Funds received.

| SI No | Admin Dept | Name of Scheme (Implementation Agency) | PFMS codes SLS Code | Category CS/CSS/State/EAP etc | Opening Balance with CAN SNA/others-as applicable | | Opening Balance with the District/Council/Others-as applicable | | Current Year Allocation to District | | Fund received in the current Year | | Total funds available for Scheme | Funds utilised till now Amount & (% in bracket) | | Amount for which Ucs are pending at the end of previous year | Utilisation Certificate submitted against total available funds for the current year | Amount for which Ucs as pending as on date | | Remarks |
|-------|---------------------|--|---------------------|-------------------------------|---|-------------|--|-------------|-------------------------------------|-------------|-----------------------------------|-------------|----------------------------------|---|-------------|--|--|--|-----------------|---------|
| | | | | | Central Share | State Share | Central Share | State Share | Central Share | State Share | Central Share | State Share | | Central Share | State Share | | | Of Previous Year | Of Current Year | |
| 1 | 2 | 3 | 4 | 5 | 6 | 7 | 8 | 9 | 10 | 11 | 12 | 13 | 14 | 15 | 16 | 17 | 18 | 19 | 20 | 21 |
| 1 | Handloom & Textiles | Silk Smagra | Nil | Nil | Nil | Nil | Nil | Nil | Nil | Nil | Nil | Nil | Nil | Nil | Nil | Nil | Nil | Nil | Nil | |
| | | PM KVV | NIL | NIL | NIL | NIL | NIL | NIL | NIL | NIL | NIL | NIL | NIL | NIL | NIL | NIL | NIL | NIL | NIL | |

*= will be provided by the HOD/Concerned Agenc. PMFS : Public Finance Management System; SLS : State Linked Scheme-State Code

Annexure - B

B. Scheme for which no funds are received by the District/Council: For (Please visit <https://www.indabudget.gov.in/index.php> and concerned Ministry / Department website to know the list of Central schemes of current and previous year

| Sl. No. | Administrative Department | Scheme Name | Reasons | Remarks if any |
|---------|---------------------------|-------------|----------------|----------------|
| 1 | Handloom & Textiles | Nil | Dose not arise | |

Annexure - C

Physical Progress of Works under different Schemes/Programmes/Projects across Departments - of Current Year

| Sl. No. | Admin. Dept. | Name of Schme | Number of Works sanctioned in the current year | Progress of Current Year works/Services-Categorise number of works based on the stage of physical progress | | | | | | Remarks |
|---------|--------------------------------|---------------|--|--|--------|--------|--------|-------|-------------|---|
| | | | | 100% | 75-99% | 50-74% | 25-49% | 1-25% | Not started | |
| 1 | Handloom & Textiles, Kokrajhar | Silk Smagra | NIL | | | | | | | 24 Nos. pplications has been received and 24 has been submitted to bank |
| 2 | | PM KVV | NIL | | | | | | | 150 NO Trainees completed their tarining programmed with in 45 days |

PROFORMA SHOWING DETAIL STATUS REPORT OF DIFFERENT SCHEMES

Name of Division :- Gossaigaon Kokrajhar West Division (Irrigation) ,Gossaigaon.

PMKSY-HKPP for the year 2021-22 (100 Schemes)

| Sl. No | Name of LAC | Name of schemes | Year of Sanction | Estimated cost (Rs. in lakh.) | Expenditure (Rs in Lakh) | Estimated Potential (in Hect). | Physical Progress (In %) | Target Date of Completion | Remarks |
|--------|----------------|---------------------------------|------------------|-------------------------------|--------------------------|--------------------------------|----------------------------|---------------------------|---------------------------------------|
| 1 | 2 | 3 | 4 | 5 | 6 | 7 | 8 | 9 | 10 |
| 1 | Gauripur | Debitola F.I.S | 2021-22 | 400.00 | 4.99 | 200 | 75% | 31.12.2024 | The work Order issued on July/2023 |
| 2 | Gossaigaon | Krishti F.I.S. | 2021-22 | 350.00 | 3.19 | 150 | 80% | 31.12.2024 | The work Order issued on July/2023 |
| 3 | Gossaigaon | Damra F.I.S. | 2021-22 | 3105.00 | 23.29 | 1380 | 10% | 31.12.2025 | The work Order issued on January/2024 |
| 4 | Kokrajhar West | Thaikerguri F.I.S. | 2021-22 | 175.00 | 4.65 | 120 | 65% | 31.12.2025 | The work Order issued on January/2024 |
| 5 | Kokrajhar West | Renovation of Narayanpur F.I.S. | 2021-22 | 390.00 | 261.72 | 165 | 100% | Completed | The work Order issued on July/2023 |
| 6 | Kokrajhar West | Hell F.I.S. | 2021-22 | 360.00 | 50.00 | 300 | 65% | 31.12.2024 | The work Order issued on July/2023 |

| | | | | | | | | | |
|---|---------------|----------------------------|---------|--------|------|-----|-----|------------|------------------------------------|
| 7 | Kokrahar West | Gwithaibari Jamphwi F.I.S. | 2021-22 | 325.00 | 6.77 | 225 | 65% | 31.12.2024 | The work Order issued on July/2023 |
|---|---------------|----------------------------|---------|--------|------|-----|-----|------------|------------------------------------|

SOPD (BTC) SCHEMES

| Sl. No | Name of LAC | Name of schemes | Year of Sanction | Estimated cost (Rs. in lakh.) | Expenditure (Rs in Lakh) | Estimated Potential (in Hect). | Physical Progress (In %) | Remarks |
|--|---------------|---|------------------|-------------------------------|--------------------------|--------------------------------|----------------------------|-----------|
| 1 | 2 | 3 | 4 | 5 | 6 | 7 | 8 | 9 |
| SOPD (BTC) for the year 2022-23 | | | | | | | | |
| 11 | Gossaigaon | Shyamdasguri F.I.S.(Ph-I) | 2022-23 | 150.00 | 148.00 | 75 | 100% | Completed |
| 12 | Gossaigaon | Improvement of Main Canal of Pokalagi F.I.S. | 2022-23 | 10.00 | 10.00 | 50 | 100% | Completed |
| SOPD (BTC) for the year 2023-24 | | | | | | | | |
| 13 | Kokrahar West | Repairing of Branch Canal No. 5 of Longa F.I.S. | 2023-24 | 15.00 | 14.96993 | 50 | 100% | Completed |
| 14 | Gossaigaon | Improvement of Main Canal from ch. 1250 m to 3000 m of Tamadingdinga F.I.S. | 2023-24 | 15.00 | NIL | 220 | 100% | Completed |

Maintenance and Repair

| Sl. No | Name of LAC | Name of schemes | Year of Sanction | Estimated cost (Rs. in lakh.) | Estimated Potential (in Hect). | Physical Progress (In %) | Expenditure (Rs in Lakh) | Remarks |
|--------|-------------|-----------------|------------------|-------------------------------|--------------------------------|----------------------------|--------------------------|---------|
| 1 | 2 | 3 | 4 | 5 | 6 | 7 | 8 | 9 |

| | | | | | | | | |
|---|---------------|---|---------|--------|-----|------|----------|-----------|
| 1 | Kokrahar West | Repairing of Shakti Ashram-Mukhigaon E.L.I.S. | 2022-23 | 19.803 | 60 | 100% | 19.60301 | Completed |
| 2 | Kokrahar West | Repairing of Boldiabathan E.L.I.S. | 2022-23 | 23.80 | 60 | 100% | 23.55244 | Completed |
| 3 | Kokrahar West | Repairing of Bhumka E.L.I.S. | 2022-23 | 22.00 | 20 | 100% | NIL | Completed |
| 4 | Gossaigaon | M & R to Maktaigaon E.L.I.S. | 2022-23 | 24.50 | 150 | 100% | NIL | Completed |
| 5 | Gossaigaon | M & R to Kamandanga E.L.I.S. | 2022-23 | 24.00 | 20 | 100% | NIL | Completed |

SOPD (G)

| Sl. No | Name of LAC | Name of schemes | Year of Sanction | Estimated cost (Rs. in lakh.) | Estimated Potential (in Hect.) | Physical Progress (In %) | Expenditure (Rs in Lakh) | Remarks |
|--------|---------------|---|------------------|-------------------------------|--------------------------------|--------------------------|--------------------------|-----------|
| 1 | 2 | 3 | 4 | 5 | 6 | 7 | 8 | 9 |
| 7 | Kokrahar West | Solar & Electrically Operated Hybrid Tube Well Scheme under Kokrajhar West LAC (3 Points) | 2022-23 | 23.42 | 12 | 100% | 23.41922 | Completed |
| 8 | Kokrahar West | Improvement of Branch Canal No.6 of Longa F.I.S. | 2022-23 | 56.94 | 110 | 100% | 28.42408 | Completed |
| 9 | Kokrahar West | Improvement of Joyma Hudumkhata F.I.S. | 2022-23 | 110.00 | 170 | 100% | 54.92355 | Completed |
| 10 | Kokrahar West | Improvement of Bairali Tablajhora F.I.S. | 2022-23 | 49.18 | 80 | 100% | NIL | Completed |
| 11 | Kokrahar West | Improvement of Demdema Sonamukhi F.I.S. | 2022-23 | 75.00 | 100 | 100% | NIL | Completed |
| 12 | Kokrahar West | Improvement of Panbari F.I.S. | 2022-23 | 41.29 | 112 | 100% | NIL | Completed |

| | | | | | | | | |
|----|---------------|---|---------|-------|-----|------|----------|-----------|
| 13 | Kokrahar West | Improvement of L/B Main Canal of Longa F.I.S. | 2022-23 | 25.00 | 60 | 100% | 24.72637 | Completed |
| 14 | Gossaigaon | Solar & Electrically Operated Hybrid Tube Well Scheme under Gossaigaon LAC (3 Points) | 2022-23 | 23.42 | 12 | 100% | NIL | Completed |
| 15 | Gossaigaon | Daobobil F.I.S.(Ph-II) | 2022-23 | 70.48 | 60 | 100% | NIL | Completed |
| 16 | Gossaigaon | Renovation of Jaldoba E.L.I.S. | 2022-23 | 55.00 | 120 | 100% | NIL | Completed |

RIDF-XXVIII (NABARD)

| Sl. No | Name of LAC | Name of schemes | Year of Sanction | Estimated cost (Rs. in lakh.) | Estimated Potential (in Hect.) | Physical Progress (In %) | Expenditure (Rs in Lakh) | Target Date of Completion | Remarks |
|--------|---------------|--|------------------|-------------------------------|--------------------------------|--------------------------|--------------------------|---------------------------|---------|
| 1 | 2 | 3 | 4 | 5 | 6 | 7 | 8 | 9 | 10 |
| 24 | Kokrahar West | Improvement of Amlaiguri F.I.S. with Construction of C.C.Lining to the canal of Amlaiguri F.I.S. | 2022-23 | 148.00 | 60 | 80% | 61.64364 | 31.12.2024 | Ongoing |
| 25 | Gossaigaon | Improvement & Renovation of Sisti F.I.S. | 2022-23 | 382.50 | 381 | 60% | 149.74222 | 31.12.2024 | Ongoing |

RIDF-XXIX (NABARD)

| Sl. No | Name of LAC | Name of schemes | Year of Sanction | Estimated cost (Rs. in lakh.) | Estimated Potential (in Hect.) | Physical Progress (In %) | Expenditure (Rs in Lakh) | Target Date of Completion | Remarks |
|--------|---------------|--|------------------|-------------------------------|--------------------------------|--------------------------|--------------------------|---------------------------|---------|
| 1 | 2 | 3 | 4 | 5 | 6 | 7 | 8 | 9 | 10 |
| 26 | Kokrahar West | Solar Powered MDTWS (3 Points) at Kokrajhar West LAC | 2023-24 | 112.50 | 30 | 70% | NIL | 31.12.2024 | Ongoing |
| 27 | Gossaigaon | Solar Powered MDTWS (3 Points) at Gossaigaon LAC | 2023-24 | 112.50 | 30 | 80% | 30.52363 | 31.12.2024 | Ongoing |

Sd/-

Executive Engineer

Gossaigaon Kokrajhar West Division

(Irrigation), Gossaigaon.

| Admin Dept | Name of Scheme (Implementation Agency) | PFMS codes SLS Code | Category CS/CSS/State/EAP etc | Opening Balance with CAN SNA/others-as applicable | | Opening Balance with the District/Council/ Others-as applicable | | Current Year Allocation to District | | Fund received in the current Year | | Total funds available for Scheme | Funds utilised till now Amount & (% in bracket) | | Amount for which Ucs are pending at the end of previous year | Utilisation Certificate submitted against total available funds for the current year | Amount for which Ucs as pending as on date | |
|-----------------------|---|---------------------|-------------------------------|---|-------------|---|-------------|-------------------------------------|-------------|-----------------------------------|-------------|----------------------------------|---|-------------|--|--|--|-----------------|
| | | | | Central Share | State Share | Central Share | State Share | Central Share | State Share | Central Share | State Share | | Central Share | State Share | | | Of Previous Year | Of Current Year |
| 2 | 3 | 4 | 5 | 6 | 7 | 8 | 9 | 10 | 11 | 12 | 13 | 14 | 15 | 16 | 17 | 18 | 19 | 20 |
| Irrigation Department | Samarpur FIS under PMKSY-HKPP (BTC) | | CSS | - | - | - | - | - | - | - | - | - | 16.17944 | 1.12023 | - | - | - | - |
| | Bhumka FIS under PMKSY-HKPP (BTC) | | CSS | - | - | - | - | - | - | - | - | - | 27.49604 | 0.19256 | - | - | - | - |
| | Audang Bazar FIS under PMKSY-HKPP (BTC) | | CSS | - | - | - | - | - | - | - | - | - | 17.64487 | 5.94877 | - | - | - | - |
| | North Maligaon FIS under PMKSY-HKPP (BTC) | | CSS | - | - | - | - | - | - | - | - | - | 3.22158 | 0.19251 | - | - | - | - |
| | BilwBudang FIS under PMKSY-HKPP (BTC) | | CSS | - | - | - | - | - | - | - | - | - | 3.78042 | 0.32289 | - | - | - | - |
| | Keojhora FIS under PMKSY-HKPP (BTC) | | CSS | - | - | - | - | - | - | - | - | - | 6.75375 | 0.19854 | - | - | - | - |
| | Remodelling of alternative FIS under PMKSY-HKPP (BTC) | | CSS | - | - | - | - | - | - | - | - | - | 159.51932 | - | - | - | - | - |
| | Damodarpur FIS under PMKSY-HKPP (BTC) | | CSS | - | - | - | - | - | - | - | - | - | 4.57773 | 0.41073 | - | - | - | - |
| | Jamfoi Bima FIS under PMKSY-HKPP (BTC) | | CSS | - | - | - | - | - | - | - | - | - | 3.75232 | 4.33698 | - | - | - | - |
| | Kadam Bund FIS under PMKSY-HKPP (BTC) | | CSS | - | - | - | - | - | - | - | - | - | 7.22035 | 0.33545 | - | - | - | - |

| | | | | | | | | | | | | | | | | | | |
|--|--|-----|---|---|---|---|---|---|---|---|---|---|-----------|---------|---|---|---|---|
| Sukhang Sangra FIS under PMKSY-HKPP (BTC) | | CSS | - | - | - | - | - | - | - | - | - | - | 8.25626 | 0.26299 | - | - | - | - |
| Karigaon Balajan FIS under PMKSY-HKPP (BTC) | | CSS | - | - | - | - | - | - | - | - | - | - | 5.81290 | 0.13469 | - | - | - | - |
| Extension of Khawra FIS under PMKSY-HKPP (BTC) | | CSS | - | - | - | - | - | - | - | - | - | - | 5.59887 | 0.35781 | - | - | - | - |
| Raniguli ELIS PMKSY-HKPP (BTC) | | CSS | - | - | - | - | - | - | - | - | - | - | 185.90896 | 13.6383 | - | - | - | - |

| Sl. No. | Administrative Department | Scheme Name | Reasons | Remarks if any |
|---------|---------------------------|-------------|---------|----------------|
| | | | | |
| | | | | |
| | | | | |

sd/-
Executive Engineer
Kokrajhar East Division (Irrigation)
Kokrajhar

Annexure - C

Physical Progress of Works under different Schemes/Programmes/Projects across Departments - of Current Year 2024-25

| Sl. No. | Admin. Dept. | Name of Schme | Number of Works sanctioned in the current year | Progress of Current Year works/Services-Categorise number of works based on the stage of physical progress | | | | | |
|---------|-------------------|---------------|--|--|--------|--------|--------|-------|-------------|
| | | | | 100% | 75-99% | 50-74% | 25-49% | 1-25% | Not started |
| | Irrigation Deptt. | | | -----Nil----- | | | | | |

sd/-
 Executive Engineer
 Kokrajhar East Division (Irrigation)
 Kokrajhar

Physical Progress of Works under different Schemes/Programmes/Projects across Departments - of Previous Year

| Sl. No. | Admin. Dept. | Name of Scheme | Total number of works pending as on the last date of previous Financial Year | Number of Years delayed for completion - as on the last date of last Financial Year-Categorise works based on the delay in completion | | | | | Progress of Pending works of Previous Years pending as on the last date of last financial Year-Categorise works based on the stage of physical progress | | | | | |
|---------|-------------------|---|--|---|---------------|---------------|-----|-------|---|--------|--------|--------|-------|-------------|
| | | | | Less than 1 Yr | >=1 to <3 Yrs | >=3 to <5 Yrs | >=5 | Total | 100% | 75-99% | 50-74% | 25-49% | 1-25% | Not started |
| 1 | Irrigation Deptt. | Samarpur FIS under PMKSY-HKPP (BTC) | - | - | - | - | - | - | - | 90% | - | - | - | - |
| 2 | | Bhumka FIS under PMKSY-HKPP (BTC) | - | - | - | - | - | - | - | - | - | 30% | - | - |
| 3 | | Audang Bazar FIS under PMKSY-HKPP (BTC) | - | - | - | - | - | - | - | 75 | - | - | - | - |
| 4 | | North Maligaon FIS under PMKSY-HKPP (BTC) | - | - | - | - | - | - | - | - | 70% | - | - | - |
| 5 | | BilwBudang FIS under PMKSY-HKPP (BTC) | - | - | - | - | - | - | - | - | 60% | - | - | - |
| 6 | | Keojhora FIS under PMKSY-HKPP (BTC) | - | - | - | - | - | - | - | - | - | 30% | - | - |
| 7 | | Remodelling of alternative FIS under PMKSY-HKPP (BTC) | - | - | - | - | - | - | - | - | 55% | - | - | - |
| 8 | | Damodarpur FIS under PMKSY-HKPP (BTC) | - | - | - | - | - | - | - | - | 65% | - | - | - |
| 9 | | Jamfoi Bima FIS under PMKSY-HKPP (BTC) | - | - | - | - | - | - | - | - | 70% | - | - | - |
| 10 | | Kadam Bund FIS under PMKSY-HKPP (BTC) | - | - | - | - | - | - | - | - | 50% | - | - | - |
| 11 | | Sukhang Sangra FIS under PMKSY-HKPP (BTC) | - | - | - | - | - | - | - | - | - | 30% | - | - |
| 12 | | Karigaon Balajan FIS under PMKSY-HKPP (BTC) | - | - | - | - | - | - | - | - | 50% | - | - | - |

| | | | | | | | | | | | | | |
|----|--|---|---|---|---|---|---|---|-----|---|---|---|---|
| 13 | Extension of Khawra FIS under PMKSY-HKPP (BTC) | - | - | - | - | - | - | - | 75% | - | - | - | - |
| 14 | Raniguli ELIS PMKSY-HKPP (BTC) | - | - | - | - | - | - | - | 75% | - | - | - | - |
| 15 | Solar Powered DTW Irrigation Scheme at village Daloabari (2 Points) under SOPD (G) | - | - | - | - | - | - | - | 90% | - | - | - | - |

sd/-
Executive Engineer
Kokrajhar East Division (Irrigation)
Kokrajhar

Annexure - A

Monthly status of Fund receipt and utilisation for the month of August & September Year 2024

A. For Scheme : Funds received.

| Sl No | Admin Dept | Name of Scheme (Implementation Agency) | PFMS codes SLS Code | Category CS/CSS/State/EAP etc | Opening Balance with CAN SNA/others-as applicable | | Opening Balance with the District/Council/Others-as applicable | | Current Year Allocation to District | | Fund received in the current Year | | Total funds available for Scheme | Funds utilised till now Amount & (% in bracket) | | Amount for which Ucs are pending at the end of previous year | Utilisation Certificate submitted against total available funds for the current year | Amount for which Ucs as pending as on date | | Remarks |
|-------|-----------------------|---|---------------------|-------------------------------|---|-------------|--|-------------|-------------------------------------|-------------|-----------------------------------|-------------|----------------------------------|---|-------------|--|--|--|-----------------|---------|
| | | | | | Central Share | State Share | Central Share | State Share | Central Share | State Share | Central Share | State Share | | Central Share | State Share | | | Of Previous Year | Of Current Year | |
| 1 | 2 | 3 | 4 | 5 | 6 | 7 | 8 | 9 | 10 | 11 | 12 | 13 | 14 | 15 | 16 | 17 | 18 | 19 | 20 | 21 |
| | Labour Welfare | Assam Motor Transport Workers' Social Security Scheme | NIL | State | NIL | NIL | NIL | NIL | NIL | NIL | NIL | NIL | NIL | NIL | NIL | NIL | NIL | NIL | NIL | NIL |

*= will be provided by the HOD/Concerned Agenc. PMFS : Public Finance Management System; SLS : State Linked Scheme-State Code

Annexure - B

B. Scheme for which no funds are received by the District/Council: For (Please visit <https://www.indabudget.gov.in/index.php> and concerned Ministry / Department website to know the list of Central schemes of current and previous year

| Sl. No. | Administrative Department | Scheme Name | Reasons | Remarks if any |
|---------|---------------------------|---|---|--|
| 1 | Labour Welfare | Assam Motor Transport Workers' Social Security Scheme | Departmental discussions are underway on how to implement the Scheme. Draft Rules are being prepared. | The Labour Welfare Department does not deal with any scheme related work till date. Instead, our focus is on enforcing various Labour Laws to protect the rights of workers. |

Annexure - C

Physical Progress of Works under different Schemes/Programmes/Projects across Departments - of Current Year 2024-25

| Sl. No. | Admin. Dept. | Name of Schme | Number of Works sanctioned in the current year | Progress of Current Year works/Services-Categorise number of works based on the stage of physical progress | | | | | | |
|---------|----------------|---|--|--|--------|--------|--------|-------|-------------|---|
| | | | | 100% | 75-99% | 50-74% | 25-49% | 1-25% | Not started | |
| 1 | Labour Welfare | Assam Motor Transport Workers' Social Security Scheme | NIL | NIL | NIL | NIL | NIL | NIL | NIL | Departmental discussions are underway on how to implement the Scheme. Draft Rules are being prepared. |

Physical Progress of Works under different Schemes/Programmes/Projects across Departments - of Previous Year 2023-24

| Sl. No. | Admin. Dept. | Name of Scheme | Total number of works pending as on the last date of previous Financial Year | Number of Years delayed for completion - as on the last date of last Financial Year-Categorise works based on the delay in completion | | | | | Progress of Pending works of Previous Years pending as on the last date of last financial Year-Categorise works based on the stage of physical progress | | | | | |
|---------|----------------|---|--|---|---------------|---------------|-----|-------|---|--------|--------|--------|-------|---|
| | | | | Less than 1 Yr | >=1 to <3 Yrs | >=3 to <5 Yrs | >=5 | Total | 100% | 75-99% | 50-74% | 25-49% | 1-25% | Not started |
| 1 | Labour Welfare | Assam Motor Transport Workers' Social Security Scheme | Nil | Nil | Nil | Nil | Nil | Nil | NA | NA | NA | NA | NA | Departmental discussions are underway on how to implement the Scheme. Draft Rules are being prepared. |

Annexure - A

Monthly status of Fund receipt and utilisation for the month of September, 2024

A. For Scheme : Funds received.

| Sl No | Admin Dept | Name of Scheme (Implementation Agency) | PFMS codes SLS Code | Category CS/CSS/State/EAP etc | Opening Balance with CAN SNA/others-as applicable | | Opening Balance with the District/Council/Others-as applicable | | Current Year Allocation to District | | Fund received in the current Year | | Total funds available for Scheme | Funds utilised till now Amount & (% in bracket) | | Amount for which Ucs are pending at the end of previous year | Utilisation Certificate submitted against total available funds for the current year | Amount for which Ucs as pending as on date | | Remarks |
|-------|------------|--|---------------------|-------------------------------|---|-------------|--|-------------|-------------------------------------|-------------|-----------------------------------|-------------|----------------------------------|---|-------------|--|--|--|-----------------|---------|
| | | | | | Central Share | State Share | Central Share | State Share | Central Share | State Share | Central Share | State Share | | Central Share | State Share | | | Of Previous Year | Of Current Year | |
| 1 | 2 | 3 | 4 | 5 | 6 | 7 | 8 | 9 | 10 | 11 | 12 | 13 | 14 | 15 | 16 | 17 | 18 | 19 | 20 | 21 |
| NIL | NIL | NIL | NIL | NIL | NIL | NIL | NIL | NIL | NIL | NIL | NIL | NIL | NIL | NIL | NIL | NIL | NIL | NIL | NIL | NIL |

*= will be provided by the HOD/Concerned Agenc. PMFS : Public Finance Management System; SLS : State Linked Scheme-State Code

Annexure - B

B. Scheme for which no funds are received by the District/Council: For (Please visit <https://www.indabudget.gov.in/index.php> and concerned Ministry / Department website to know the list of Central schemes of current and previous year

| Sl. No. | Administrative Department | Scheme Name | Reasons | Remarks if any |
|---------|---------------------------|-------------|---------|----------------|
| NIL | NIL | NIL | NIL | NIL |
| | | | | |
| | | | | |

Annexure - A

Monthly status of Fund receipt and utilisation as on 25.09.2024

A. For Scheme : Funds received.

| SI No | Admin Dept | Name of Scheme (Implementation Agency) | PFMS codes SLS Code | Category CS/CSS/State/EAP etc | Opening Balance with CAN SNA/others-as applicable | | Opening Balance with the District/Council/Others-as applicable | | Current Year Allocation to District | | Fund received in the current Year | | Total funds available for Scheme | Funds utilised till now Amount & (% in bracket) | | Amount for which Ucs are pending at the end of previous year | Utilisation Certificate submitted against total available funds for the current year | Amount for which Ucs as pending as on date | | Remarks |
|-------|---|--|--------------------------------|-------------------------------|---|-------------|--|-------------|-------------------------------------|-------------|-----------------------------------|----------------|----------------------------------|---|------------------|--|--|--|-----------------|---------|
| | | | | | Central Share | State Share | Central Share | State Share | Central Share | State Share | Central Share | State Share | | Central Share | State Share | | | Of Previous Year | Of Current Year | |
| 1 | 2 | 3 | 4 | 5 | 6 | 7 | 8 | 9 | 10 | 11 | 12 | 13 | 14 | 15 | 16 | 17 | 18 | 19 | 20 | 21 |
| 1 | PUBLIC HEALTH ENGINEERING DEPT.(GOSSAIGAON PHE DIV) | JJM | PFMS codes 9150 SLS Code AS65 | CS | 0 | 0 | --- | --- | --- | --- | 4850.807 lakhs | 546.815 lakhs | 20216.616 lakhs | 30230.57 lakhs | 3300.24 lakhs | Nil | Nil | Nil | Nil | |
| 2 | Public Health Engineering, Kokrajhar Division No I | JJM | PFMS code - 9150 SLS Code AS65 | CS | 0 | 0 | --- | --- | --- | --- | 6480.91197 Lakh | 720.10133 Lakh | 24311.10885 Lakh | 27713.921765 Lakh | 3048.135385 Lakh | Nil | Nil | Nil | Nil | |
| 3 | | Swachh Bharat Mission - Gramin, Assam | PFMS code - 9151 SLS Code AS66 | CS | 0 | 0 | 0 | 0 | 0 | 0 | 648900 | 72100 | 0 | 100% | 100% | Nil | Submitted | Nil | Nil | |

*= will be provided by the HOD/Concerned Agenc. PMFS : Public Finance Management System; SLS : State Linked Scheme-State Code

Annexure - B

B. Scheme for which no funds are received by the District/Council: For (Please visit <https://www.indabudget.gov.in/index.php> and concerned Ministry / Department website to know the list of Central schemes of current and previous year

| SI. No. | Administrative Department | Scheme Name | Reasons | Remarks if any |
|---------|---------------------------|-------------|---------|----------------|
| | | | | |
| | | | | |
| | | | | |

Executive Engineer (PHE)
Gossaigaon Division
Gossaigaon

Executive Engineer (PHE)
Kokrajhar Division No I
Kokrajhar

Annexure - C

Physical Progress of Works under different Schemes/Programmes/Projects across Departments - of Current Year

| Sl. No. | Admin. Dept. | Name of Schme | Number of Works sanctioned in the current year | Progress of Current Year works/Services-Categorise number of works based on the stage of physical progress | | | | | | |
|---------|--|---------------------------------------|--|--|--------|--------|--------|-------|-------------|--|
| | | | | 100% | 75-99% | 50-74% | 25-49% | 1-25% | Not started | Remarks |
| 1 | PUBLIC HEALTH ENGINEERING DEPT.(GOSSAIGAO N PHE DIV) | JJM | 0 | 183 | 101 | 60 | 12 | 0 | 0 | |
| 2 | Public Health Engineering Dept.Kokrajhar Division No I | JJM | 0 | 141 | 170 | 18 | 0 | 0 | 1 | Land yet not finalised for Bhabanipur PWSS |
| 3 | Public Health Engineering Dept. | Swachh Bharat Mission - Gramin, Assam | NIL | NIL | NIL | NIL | NIL | NIL | NIL | |

Executive Engineer (PHE)
Gossaigaon Division
Gossaigaon

Executive Engineer (PHE)
Kokrajhar Division No I
Kokrajhar

Physical Progress of Works under different Schemes/Programmes/Projects across Departments - of Previous Year

| Sl. No. | Admin. Dept. | Name of Scheme | Total number of works pending as on the last date of previous Financial Year | Number of Years delayed for completion - as on the last date of last Financial Year-Categorise works based on the delay in completion | | | | | Progress of Pending works of Previous Years pending as on the last date of last financial Year-Categorise works based on the stage of physical progress | | | | | |
|---------|--|---------------------------------------|--|---|---------------|---------------|-----|-------|---|--------|--------|--------|-------|-------------|
| | | | | Less than 1 Yr | >=1 to <3 Yrs | >=3 to <5 Yrs | >=5 | Total | 100% | 75-99% | 50-74% | 25-49% | 1-25% | Not started |
| 1 | PUBLIC HEALTH ENGINEERING DEPT.(GOSSAIGAON PHE DIV.) | JJM | 327 | 312 | 15 | NIL | NIL | 327 | NIL | 242 | 77 | 5 | 3 | NIL |
| 2 | Public Health Engineering Dept.Kokrajhar Division No I | JJM | 330 | 33 | 124 | 0 | 0 | 157 | 0 | 93 | 102 | 134 | 0 | 1 |
| 3 | Public Health Engineering Dept. | Swachh Bharat Mission - Gramin, Assam | 3078 | 3078 | 0 | 0 | 0 | 0 | 32 | 0 | 0 | 477 | 0 | 2599 |

Executive Engineer (PHE)
Gossaigaon Division
Gossaigaon

Executive Engineer (PHE)
Kokrajhar Division No I
Kokrajhar

Monthly status of Fund receipt and utilisation for the month of July Year 2024

A. For Scheme : Funds received.
KOKRAJHAR DISTRICT

| Sl No | Admin Dept | Name of Scheme (Implementation Agency) | PFMS codes SLS Code | Category CS/CSS/State /EAP etc | Opening Balance with CAN SNA/others-as applicable | | Opening Balance with the District/Council/ others-as applicable | | Current Year Allocation to District. | | Fund received in the current Year | | Total funds available for Scheme | Funds utilised till now Amount & (% in bracket | | Amount for which Ucs are pending at the end of previous year | Utilisation Certificate submitted against total available funds for the current year | Amount for which Ucs as pending as on date | | Remarks |
|-------|------------|---|---------------------|--------------------------------|---|-------------|---|-------------|--------------------------------------|-------------|-----------------------------------|-------------|----------------------------------|--|-------------|--|--|--|-----------------|---------|
| | | | | | Central Share | State Share | Central Share | State Share | Central Share | State Share | Central Share | State Share | | Central Share | State Share | | | Of Previous Year | Of Current Year | |
| 1 | 2 | 3 | 4 | 5 | 6 | 7 | 8 | 9 | 10 | 11 | 12 | 13 | 14 | 15 | 16 | 17 | 18 | 19 | 20 | 21 |
| | | (BTC SECTOR) | | | | | | | | | | | | | | | | | | |
| 1 | Education | Construction of RCC Two Storied School Building of Grahampur H.S. School Building at Grahampur in Kokrajhar District. (Block-A) (Providing electrification) | | STATE (BTC) | | | | 8.11 | | | | | | | Nil | | | | | |
| 2 | -Do- | Construction of RCC Two Storied School Building of Grahampur H.S. School Building at Grahampur in Kokrajhar District. (Block-B) (Providing electrification) | | STATE (BTC) | | | | 8.92 | | | | | | | Nil | | | | | |
| 3 | GAD | Installation of 50KW Solar Power Station at Porbotjhara Sub-Divisional Centre in Kokrajhar District. | | STATE (BTC) | | | | 180.00 | | | | | | | Nil | | | | | |
| 4 | GAD | Installation of 100 KWP Grid Power plant at RNB Civil Hospital, Gossaigaon Hospital in Kokrajhar District. | | STATE (BTC) | | | | 259.60 | | | | | | | Nil | | | | | |
| 5 | GAD | Installation of 100 KWP Grid Power plant at Porbotjhara Model Hospital in Kokrajhar District. | | STATE (BTC) | | | | 259.60 | | | | | | | Nil | | | | | |
| 6 | GAD | Estimate for Requirement of Quantity of Furniture, Cloth Items, Electrical/ Electronic items etc. U.N. Brahma Bodo Sahithya Sabha Head Office, Kokrajhar, BTC (Supply & Installation of Internal & external electrical items.) | | STATE (BTC) | | | | 31.81 | | | | | | | Nil | | | | | |

| | | | | | | | | | | | | | | | | | | | |
|----|-----|--|--|-------------|--|--|--|--------|--|--|--|--|--|-----|--|--|--|--|--|
| 7 | GAD | Estimate for Requirement of Quantity of Furniture, Cloth Items, Electrical/Electronic items etc. to the Library & Museum Office, Hostel BSS Sub-Office Building of Socio Library, Cultural Complex of Bodo Sahithya Sabha Bathoupuri, Garchuk, Ahomgaon, Guwahati-35 (Supply & Installation of Internal & external electrical items.) | | STATE (BTC) | | | | 94.36 | | | | | | Nil | | | | | |
| 8 | GAD | Installation of 100 KWP Grid Power plant at 200 Beded RNB Civil Hospital, Kokrajhar in Kokrajhar District. | | STATE (BTC) | | | | 259.60 | | | | | | Nil | | | | | |
| 9 | GAD | Replacement & Installation of 4(Four) Nos Passenger Lift at BTC Secretariat Building (A & B) Block, Bodofa Nwgwr, Kokrajhar. | | STATE (BTC) | | | | 87.95 | | | | | | Nil | | | | | |
| 10 | GAD | Construction of 11KV High Tension (HT & LT) line underground Cabling Campus Lighting with L.T. underground Cabling for Newly Constructed Residential Qtrs. of Elected Members, Officers & Staffs Qtrs.of Bodoland Territorial Council at Bodofa Nwgwr, Kokrajhar. for the year 2023-24 | | STATE (BTC) | | | | 258.80 | | | | | | Nil | | | | | |
| 11 | GAD | Repairing & Replacement of electrical wiring Pump Motor set, Campus lighting at Sub-Divisional Centre, Kazigaon in Kokrajhar District, BTC. | | STATE (BTC) | | | | 5.00 | | | | | | Nil | | | | | |
| 12 | GAD | Reconditioning/ Repairing of Replace ment of defective spare of Royal Elevators make Lift at Multi Utility Building, BTC, Bodofa Nwgwr, Kokrajhar. | | STATE (BTC) | | | | 3.07 | | | | | | Nil | | | | | |
| 13 | GAD | Providing with installation of 500KVA D.G. Set, AMF Panel, U.G. Cable etc. for Assembly Bldg., Bodofa Nwgwr, Kokrajhar, BTC | | STATE (BTC) | | | | 127.35 | | | | | | Nil | | | | | |

| Sl No | Admin Dept | Name of Scheme (Implementation Agency) | PFMS codes SLS Code | Category CS/CSS/State /EAP etc | Opening Balance with CAN SNA/others-as applicable | | Opening Balance with the District/Council/ others-as applicable | | Current Year Allocation to District. | | Fund received in the current Year | | Total funds available for Scheme | Funds utilised till now Amount & (% in bracket) | | Amount for which Ucs are pending at the end of previous year | Utilisation Certificate submitted against total available funds for the current year | Amount for which Ucs as pending as on date | | Remarks |
|-------|-------------|---|---------------------|--------------------------------|---|-------------|---|-------------|--------------------------------------|-------------|-----------------------------------|-------------|----------------------------------|---|-------------|--|--|--|-----------------|---------|
| | | | | | Central Share | State Share | Central Share | State Share | Central Share | State Share | Central Share | State Share | | Central Share | State Share | | | Of Previous Year | Of Current Year | |
| 1 | 2 | 3 | 4 | 5 | 6 | 7 | 8 | 9 | 10 | 11 | 12 | 13 | 14 | 15 | 16 | 17 | 18 | 19 | 20 | 21 |
| 14 | GAD | Providing & Installation of CC TV Camera in the BTCLA Building, 4 (Four) Nos of Parking, Waiting Shed & Gate No.1 & 2 at the BTC Secretariat Complex, Bodofa Nwgwr, Kokrajhar, BTC. | | STATE (BTC) | | | | 47.50 | | | | | | | Nil | | | | | |
| 15 | Land Reveue | Repairing/ Renovation of internal Electrification to the Revenue Circle Office Building at Bhowraguri in Kokrajhar District. | | STATE (BTC) | | | | 7.40 | | | | | | | Nil | | | | | |

| Sl No | Admin Dept | Name of Scheme (Implementation Agency) | PFMS codes SLS Code | Category CS/CSS/State /EAP etc | Opening Balance with CAN SNA/others-as applicable | | Opening Balance with the District/Council/ others-as applicable | | Current Year Allocation to District. | | Fund received in the current Year | | Total funds available for Scheme | Funds utilised till now Amount & (% in bracket) | | Amount for which Ucs are pending at the end of previous year | Utilisation Certificate submitted against total available funds for the current year | Amount for which Ucs as pending as on date | | Remarks |
|-----------------------|------------|--|---------------------|--------------------------------|---|-------------|---|-------------|--------------------------------------|-------------|-----------------------------------|-------------|----------------------------------|---|-------------|--|--|--|-----------------|---------|
| | | | | | Central Share | State Share | Central Share | State Share | Central Share | State Share | Central Share | State Share | | Central Share | State Share | | | Of Previous Year | Of Current Year | |
| 1 | 2 | 3 | 4 | 5 | 6 | 7 | 8 | 9 | 10 | 11 | 12 | 13 | 14 | 15 | 16 | 17 | 18 | 19 | 20 | 21 |
| (STATE SECTOR) | | | | | | | | | | | | | | | | | | | | |
| 16 | Education | Construction of Model Residential School at Hatidhura , Gossaigaon (External electrification works Campus lighting with Sub-Station, HT line Capacity up to 250KVA including Service connection & Load Security (GROUP-A)) | | STATE | | | | 33.49 | | | | | | | Nil | | | | | |
| 17 | -Do- | Construction of Model Residential School at Hatidhura , Gossaigaon (External electrification works Campus lighting with Sub-Station, HT line Capacity up to 250KVA including Service connection & Load Security (GROUP-B)) | | STATE | | | | 20.04 | | | | | | | Nil | | | | | |
| 18 | -Do- | Bineswar Brahma Engineering College Campus, Kokrajhar Providing and Installation of Solar Street light (Front side of Main Building including Boys Hostel) | | STATE | | | | 17.49 | | | | | | | Nil | | | | | |
| 19 | -Do- | Bineswar Brahma Engineering College, Kokrajhar Const. of Administrative Building (Solar Energy) in Kokrajhar District. | | STATE | | | | 40.00 | | | | | | | Nil | | | | | |
| 20 | Judicial | Providing & Installation of CC TV Camera at the Official Residence of the District & Sessions Judge, Kokrajhar. | | STATE | | | | 8.12 | | | | | | | Nil | | | | | |
| 21 | -Do- | Providing & Installation of CC TV Camera at the Officers Qtr. 3-Nos. of Qtrs (New Block) & 4-Nos of Qtrs. (Old Block) at Kokrajhar. | | STATE | | | | 19.50 | | | | | | | Nil | | | | | |

| Sl No | Admin Dept | Name of Scheme (Implementation Agency) | PFMS codes SLS Code | Category CS/CSS/State /EAP etc | Opening Balance with CAN SNA/others-as applicable | | Opening Balance with the District/Council/ others-as applicable | | Current Year Allocation to District. | | Fund received in the current Year | | Total funds available for Scheme | Funds utilised till now Amount & (% in bracket) | | Amount for which Ucs are pending at the end of previous year | Utilisation Certificate submitted against total available funds for the current year | Amount for which Ucs as pending as on date | | Remarks |
|-------|------------|--|---------------------|--------------------------------|---|-------------|---|-------------|--------------------------------------|-------------|-----------------------------------|-------------|----------------------------------|---|-------------|--|--|--|-----------------|---------|
| | | | | | Central Share | State Share | Central Share | State Share | Central Share | State Share | Central Share | State Share | | Central Share | State Share | | | Of Previous Year | Of Current Year | |
| 1 | 2 | 3 | 4 | 5 | 6 | 7 | 8 | 9 | 10 | 11 | 12 | 13 | 14 | 15 | 16 | 17 | 18 | 19 | 20 | 21 |
| 22 | Judicial | Providing & Installation of 25watt Solar Street light in the campus of Judicial Officers Qtr. 3-Nos (New Block) & 4- | | STATE | | | | 12.13 | | | | | | | Nil | | | | | |

*= will be provided by the HOD/Concerned Agenc. PMFS : Public Finance Management System; SLS : State Linked Scheme-State Code

Executive ngineer, P.W.D.
Kokrajhar Electrical Division,
Kokrajhar

Annexure - B

B. Scheme for which no funds are received by the District/Council: For (Please visit <https://www.indabudget.gov.in/index.php>- and concerned Ministry / Department website to know the list of Central schemes of current and previous year.

| Sl. No. | Administrative Department. | Scheme Name. | Reasons | Remarks if any |
|---------|----------------------------|--------------|---------|----------------|
| | | | | |

Physical Progress of Works under different Schemes/Programmes / Projects across Departments - of **Current Year**

| Sl. No. | Admin. Dept. | Name of Schme | Number of Works sanctioned in the | Progress of Current Year works/Services-Categorise number of works based on the stage of | | | | | | Remarks |
|----------|--------------|---|-----------------------------------|--|----------|----------|----------|----------|-------------|-----------|
| | | | | 100% | 75-99% | 50-74% | 25-49% | 1-25% | Not started | |
| <i>1</i> | <i>2</i> | <i>3</i> | <i>4</i> | <i>5</i> | <i>6</i> | <i>7</i> | <i>8</i> | <i>9</i> | <i>10</i> | <i>11</i> |
| 1 | GAD | Construction of 11KV High Tension (HT & LT) line underground Cabling Campus Lighting with L.T. underground Cabling for Newly Constructed Residential Qtrs. of Elected Members, Officers & Staffs Qtrs, Bodoland Territorial Council at Bodofa Nwgwr, Kokrajhar. for the year, 2023-24 | 4 | - | - | 3 | - | 1 | - | |
| 2 | | Providing with installation of 500KVA D.G. Set, AMF Panel, U.G. Cable etc. for Assembly Bldg., Bodofa Nwgwr, Kokrajhar, BTC. | | | | | | | | |
| 3 | | Repairing & Replacement of electrical wiring Pump Motor set, Campus lighting at Sub-Divisional Centre, Kazigaon in <u>Kokrajhar District, BTC.</u> | | | | | | | | |
| 4 | | Reconditioning/ Repairing of Replacement of defective spare of Royal Elevators make Lift at Multi Utility Building, BTC, Bodofa Nwgwr, Kokrajhar. | | | | | | | | |

Executive engineer, P.W.D.
Kokrajhar Electrical Division,
Kokrajhar

Annexure - D

Physical Progress of Works under different Schemes/ Programmes/Projects across Departments - of **Previous Year**

| Sl. No. | Admin. Dept. | Name of Scheme | Total number of works pending as on the last date of previous Financial Year. | Number of Years delayed for completion - as on the last date of last Financial Year-Categorise works based on the delay in completion | | | | | Progress of Pending works of Previous Years pending as on the last date of last financial Year-Categorise works based on the stage of physical progress | | | | | |
|---------|---------------------------|----------------|---|---|---------------|---------------|-----|-----------|---|----------|----------|----------|----------|-------------|
| | | | | Less than 1 Yr. | >=1 to <3 Yrs | >=3 to <5 Yrs | >=5 | Total | 100% | 75-99% | 50-74% | 25-49% | 1-25% | Not started |
| 1 | Education | | 6 | - | 4 | 2 | - | 6 | 1 | 2 | - | 1 | - | 2 |
| 2 | Medical | | - | - | - | - | - | - | - | - | - | - | - | 1 |
| 3 | GAD | | 12 | 3 | 2 | 1 | 6 | 12 | 2 | 6 | 4 | - | - | - |
| 4 | Land & Revenue | | 1 | - | 1 | - | - | 1 | - | - | - | - | - | 1 |
| 5 | Judicial | | 3 | 3 | - | - | - | 3 | - | - | 1 | - | 2 | - |
| | Total = | | 22 | 3 | 7 | 3 | | 22 | 3 | 8 | 5 | 1 | 2 | 3 |

Executive Engineer, P.W.D.
Kokrajhar Electrical Division
Kokrajhar.

Annexure - A

Monthly status of Fund receipt and utilisation for the month of December Year 2023

A. For Scheme : Funds received.

| Sl No | Admin Dept | Name of Scheme (Implementation Agency) | PFMS codes SLS Code | Category CS/CSS/State/EAP etc | Opening Balance with CAN SNA/others-as applicable | | Opening Balance with the District/Council/Others-as applicable | | Current Year Allocation to District | | Fund received in the current Year | | Total funds available for Scheme | Funds utilised till now Amount & (% in bracket) | | Amount for which Ucs are pending at the end of previous year | Utilisation Certificate submitted against total available funds for the current year | Amount for which Ucs as pending as on date | | Remarks |
|-------|------------|--|---------------------|-------------------------------|---|-------------|--|-------------|-------------------------------------|-------------|-----------------------------------|-------------|----------------------------------|---|-------------|--|--|--|-----------------|---------|
| | | | | | Central Share | State Share | Central Share | State Share | Central Share | State Share | Central Share | State Share | | Central Share | State Share | | | Of Previous Year | Of Current Year | |
| 1 | 2 | 3 | 4 | 5 | 6 | 7 | 8 | 9 | 10 | 11 | 12 | 13 | 14 | 15 | 16 | 17 | 18 | 19 | 20 | 21 |
| 1 | PWD | RIDF OF NABARD | | CSS | NO | NO | NO | NO | NO | NO | NO | NO | NO | NO | NO | | | | | |

*= will be provided by the HOD/Concerned Agenc. PMFS : Public Finance Management System; SLS : State Linked Scheme-State Code

Annexure - B

B. Scheme for which no funds are received by the District/Council: For (Please visit <https://www.indabudget.gov.in/index.php>- and concerned Ministry / Department website to know the list of Central schemes of current and previous year

| Sl. No. | Administrative Department | Scheme Name | Reasons | Remarks if any |
|---------|---------------------------|-------------|---------|----------------|
| | | | | |
| | | | | |
| | | | | |

Physical Progress of Works under different Schemes/Programmes/Projects across Departments - of Current Year

| Sl. No. | Admin. Dept. | Name of Schme | Number of Works sanctioned in the current year | Progress of Current Year works/Services-Categorise number of works based on the stage of physical progress | | | | | | |
|---------|--------------|---------------------|--|--|-----------|-----------|-----------|-----------|-------------|------------|
| | | | | 100% | 75-99% | 50-74% | 25-49% | 1-25% | Not started | |
| 1 | PWD R.R. | BTC SOPD | 191 | 104 | 28 | 14 | 10 | 35 | | 191 |
| 2 | PWD R.R. | RIDF | 15 | 7 | 2 | 2 | 4 | | | 15 |
| 3 | PWD R.R. | GOODWILL | 122 | 66 | 4 | 5 | 3 | 44 | | 122 |
| 4 | PWD R.R. | SCSP | 18 | 15 | 2 | 1 | | | | 18 |
| 5 | PWD R.R. | TSP | 9 | 7 | 2 | | | | | 9 |
| 6 | PWD R.R. | SIGNATURE PROJECT | 6 | 3 | 2 | 1 | | | | 6 |
| 7 | PWD R.R. | ASSAM DARSHAN | 15 | 15 | | | | | | 15 |
| 8 | PWD R.R. | MUKHYA MANTRI ACANI | 58 | 7 | 10 | 12 | 11 | 18 | | 58 |

Annexure - A

Monthly status of Fund receipt and utilisation for the month of August Year 2024

A. For Scheme : Funds received.

| SI No | Admin Dept | Name of Scheme (Implementation Agency) | PFMS codes SLS Code | Category CS/CSS/State/EAP etc | Opening Balance with CAN SNA/others-as applicable | | Opening Balance with the District/Council /Others-as applicable | | Current Year Allocation to District | | Fund received in the current Year | | Total funds available for Scheme | Funds utilised till now Amount & (% in bracket) | | Amount for which Ucs are pending at the end of previous year | Utilisation Certificate submitted against total available funds for the current year | Amount for which Ucs as pending as on date | | Remarks |
|-------|--|--|---------------------|-------------------------------|---|-------------|---|-------------|-------------------------------------|-------------|-----------------------------------|-------------|----------------------------------|---|-------------|--|--|--|-------------|--|
| | | | | | Central Share | State Share | Central Share | State Share | Central Share | State Share | Central Share | State Share | | Central Share | State Share | | | Central Share | State Share | |
| 1 | 2 | 3 | 4 | 5 | 6 | 7 | 8 | 9 | 10 | 11 | 12 | 13 | 14 | 15 | 16 | 17 | 18 | 19 | 20 | 21 |
| 1 | Asstt. Director of Sericulture, Kokrajhar. | SOPD for Development of Eri, Muga & Mulberry Silk Industry in BTC, 2023-24 | Nil | State | Nil | Nil | Nil | Nil | Nil | Nil | Nil | Nil | Nil | Nil | Nil | Nil | Nil | Nil | Nil | Fund not yet received |
| 3 | | Integrated Scheme for development of Eri Silk Industry | Nil | CSS | 303.775 | Nil | Nil | Nil | Nil | Nil | Nil | Nil | 303.775 | 303.775 | Nil | Nil | Nil | Nil | Nil | Fund received & utilized during the year 2023-24 |
| 5 | | Integrated Scheme for development of Muga Silk Industry | Nil | CSS | 33.06 | Nil | Nil | Nil | Nil | Nil | Nil | Nil | 33.06 | 33.06 | Nil | Nil | Nil | Nil | Nil | |
| 9 | | Bodoland Eri Mission under APART for the year 2023-24 | Nil | State | 4.1477 | Nil | Nil | Nil | Nil | Nil | Nil | Nil | 4.1477 | 4.1477 | Nil | Nil | Nil | Nil | Nil | |

*= will be provided by the HOD/Concerned Agenc. PMFS : Public Finance Management System; SLS : State Linked Scheme-State Code

Annexure - B

B. Scheme for which no funds are received by the District/Council: For (Please visit <https://www.indabudget.gov.in/index.php> and concerned Ministry / Department website to know the list of Central schemes of current and previous year

| SI. No. | Administrative Department | Scheme Name | Reasons | Remarks if any |
|---------|---|-------------|---------|----------------|
| 1 | Asstt. Director of Sericulture, Kokrajhar | NIL | NIL | |

Annexure - C

Physical Progress of Works under different Schemes/Programmes/Projects across Departments - of Current Year

| Sl. No. | Admin. Dept. | Name of Schme | Number of Works sanctioned in the current year | Progress of Current Year works/Services-Categorise | | | | | | Remarks |
|---------|--|-----------------|--|--|--------|--------|--------|-------|-------------|---|
| | | | | 100% | 75-99% | 50-74% | 25-49% | 1-25% | Not started | |
| 1 | Asstt. Director of Sericulture, Kokrajhar. | S.O.P.D. Scheme | Nil | | | | 40% | | | Fund not yet received but preparation of Kesseru Nursery & maintenance of Govt. Farm/Centres is going on as it is time bound programme. |

Physical Progress of Works under different Schemes/Programmes/Projects across Departments - of Previous Year

| Sl. No. | Admin. Dept. | Name of Scheme | Total number of works pending as on the last date of previous Financial Year | Number of Years delayed for completion - as on the last date of last Financial Year-Categorise works based on the delay in completion | | | | | Progress of Pending works of Previous Years pending as on the last date of last financial Year-Categorise works based on the stage of physical progress | | | | | | Remarks |
|---------|--|-----------------|--|---|---------------|---------------|-----|-------|---|--------|--------|--------|-------|-------------|-----------------------|
| | | | | Less than 1 Yr | >=1 to <3 Yrs | >=3 to <5 Yrs | >=5 | Total | 100% | 75-99% | 50-74% | 25-49% | 1-25% | Not started | |
| 1 | Asstt. Director of Sericulture, Kokrajhar. | S.O.P.D. Scheme | Nil | Nil | Nil | Nil | Nil | Nil | Nil | Nil | Nil | Nil | Nil | Nil | Fund not yet received |

Monthly status of Fund receipt and utilisation for the month of Sept 2024

A. For Scheme : Funds received.

| Sl No | Admin Dept | Name of Scheme (Implementation Agency) | PFMS codes SLS Code | Category CS/SS/State/EAP etc | Opening Balance with | | Opening Balance with the | | Current Year Allocation to | | Fund received in the current Year | | Total funds available for Scheme | Funds utilised till now Amount & % | | Amount for which Ucs are pending at the end of previous year | Utilisation Certificate submitted against | Amount for which Ucs as pending as | | Remarks | |
|-------|---------------|---|------------------------|---------------------------------|----------------------|-------------|--------------------------|-------------|----------------------------|-------------|-----------------------------------|-------------|----------------------------------|------------------------------------|------------------------|--|---|------------------------------------|-----------------|--------------------------------|--|
| | | | | | Central Share | State Share | Central Share | State Share | Central Share | State Share | Central Share | State Share | | Central Share | State Share | | | Of Previous Year | Of Current Year | | |
| 1 | 2 | 3 | 4 | 5 | 6 | 7 | 8 | 9 | 10 | 11 | 12 | 13 | 14 | 15 | 16 | 17 | 18 | 19 | 20 | 21 | |
| 1 | W & CD, ASSAM | SOPD | | STATE | | | 5,82,00,000/- | | 5,82,00,000/- | | 5,82,00,000/- | | 82,00,000/- | | 5,82,00,000/-100% | | yes | | | | |
| 2 | | RIDF-I | | STATE | | | | 24,21,599 | | 24,21,599/- | | 22,83,185/- | 22,83,185/- | | 7,26,480/- (30%) | 15,56,705/- | NO | 16,95,119/- | | Do | |
| 3 | | NIDA | | STATE | | | 133187945/- | | 13,31,87,945/- | | 12,06,01,470/- | | 2,06,01,470/- | | 6,61,09,666/- (49.63%) | | NO | 6,61,09,666/- | | Do | |
| 4 | | RIDF-II | | STATE | | | 9,20,20,762/- | | 9,20,20,762/- | | 6,61,37,315/- | | 6,61,37,315/- | | 3,54,13,911/- (38.5%) | | NO | 3,54,13,911/- | | Do | |
| 5 | | SC & OBC | | STATE | | | | 96,86,396/- | | 96,86,396/- | | 96,86,396/- | 96,86,396/- | | 56,90,759/- (58.87%) | | NO | 56,90,756/- | | Do | |
| 6 | W&CD | Supplementary Nutrition Program (SNP) | AS205 | CSS | SNA | | Council | | NA | | 1,69,39,400.00 | | 3,62,400.00 | 1,65,77,000.00 97% | | Nil | Nil | Nil | Nil | | |
| 7 | W&CD | Pradhan Mantri Matru Vandana Yojana (PMMVY) | | NIL | NIL | NIL | NIL | NIL | NIL | NIL | NIL | NIL | NIL | NIL | NIL | NIL | NIL | NIL | NIL | NIL | |
| 8 | W&CD | District Hub for Empowerment of Women | AS241 | CSS | SNA | | Council | | 372,500 | | NIL | NIL | NIL | 172,329 | | Nil | Nil | Nil | Nil | | |
| 9 | W&CD | Beti Bachao Beti Padhao | AS30 | CSS | SNA | | Council | | 1,200,000 | | NIL | NIL | NIL | 46,144 | | NIL | NIL | NIL | NIL | | |
| 10 | W&CD | One Stop Centre | AS236 | CSS | SNA | | District | | NA | | 26,03,886 | | 22,24,671 | NIL | 3,79,215 (14.56%) | NIL | NIL | NIL | NIL | FY-23-24 UC submitted to State | |
| 11 | W&CD | Mission Vatasalya | AS-17 | CSS | | | District | | 5,06,812/- (Till Date) | | 25,06,812/- | | 14,39,473/- | | 10,67,339/- (42.58%) | | | | | | |

*= will be provided by the HOD/Concerned Agenc. PMFS : Public Finance Management System; SLS : State Linked Scheme-State Code

Annexure - B

B. Scheme for which no funds are received by the District/Council: For (Please visit <https://www.indabudget.gov.in/index.php>- and concerned Ministry / Department website to know the list of Central schemes of current and previous year

| Sl. No. | Administrative Department | Scheme Name | Reasons | Remarks if any |
|---------|---------------------------|-------------|---------|----------------|
| 1 | N/A | N/A | | |
| 2 | | | | |
| 3 | | | | |

District Social Welfare Officer,
Kokrajhar

Annexure - C

Physical Progress of Works under different Schemes/Programmes/Projects across Departments - of Current Year 2023-24

| Sl. No. | Admin. Dept. | Name of Schme | Number of Works sanctioned in the current year/2023-24 | Progress of Current Year works/Services-Categorise number of works based on the stage of physical progress | | | | | |
|---------|---|--------------------------|--|--|--------|--------|--------|-------|-------------|
| | | | | 100% | 75-99% | 50-74% | 25-49% | 1-25% | Not started |
| 1 | WOMEN & CHILD DEVELOPMENT DEPARTMENT, ASSAM | SOPD | 24 | 24 | | | | | |
| 2 | | RIDF-I | 1 | | | 1 | | | |
| 3 | | RIDF-II | 38 | 10 | 18 | 9 | 1 | | |
| 4 | | NIDA | 55 | 15 | 14 | 25 | 1 | | |
| 5 | | SC&OBC WELFARE FUND | 4 | 2 | 2 | | | | |
| 6 | | ONE STOP CENTRE BUILDING | 1 | 1 | | | | | |

District Social Welfare Officer,
Kokrajhar

Physical Progress of Works under different Schemes/Programmes/Projects across Departments - of Previous Year/2023-24

| Sl. No. | Admin. Dept. | Name of Scheme | Total number of works pending as on the last date of previous Financial Year | Number of Years delayed for completion - as on the last date of last Financial Year-Categorise works based on the delay in completion | | | | | Progress of Pending works of Previous Years pending as on the last date of last financial Year-Categorise works based on the stage of physical progress | | | | | |
|---------|--------------------------------------|---------------------|--|---|---------------|---------------|-----|-------|---|--------|--------|--------|-------|-------------|
| | | | | Less than 1 Yr | >=1 to <3 Yrs | >=3 to <5 Yrs | >=5 | Total | 100% | 75-99% | 50-74% | 25-49% | 1-25% | Not started |
| 1 | WOMEN & CHILD DEVELOPMENT DEPARTMENT | SOPD | 1 | | 1 | NA | NA | 1 | NA | 1 | NA | NA | NA | NA |
| 2 | | RIDF-I | 1 | NA | 1 | | | 1 | NA | NA | 1 | NA | NA | NA |
| 3 | | RIDF-II | 9 | 9 | | | | 9 | NA | NA | | NA | NA | NA |
| 4 | | NIDA | 25 | 25 | | | | 25 | NA | NA | | NA | NA | NA |
| 5 | | SC&OBC WELFARE FUND | 1 | 1 | | | | 2 | NA | NA | | NA | NA | NA |

District Social Welfare Officer,
Kokrajhar

B. Scheme for which no funds are received by the District/Council: For (Please visit <https://www.indabudget.gov.in/index.php>- and concerned Ministry / Department website to know the list of Central schemes of current and previous year

| Sl. No. | Administrative Department | Scheme Name | Reasons | Remarks if any |
|---------|---------------------------|-------------|---|----------------|
| 1 | Soil Conservation | PMKSY-WDC | NA | |
| 2 | | SOPD-BTC | Due to non completion of project/ non availability of fund to the Govt. | 3 Nos. of Work |
| 3 | | SOPD-G | Due to non completion of project/ non availability of fund to the Govt. | 7 Nos. of Work |
| 4 | | RIDF | Due to non completion of project/ non availability of fund to the Govt. | 9 Nos. of Work |

Annexure - C

Physical Progress of Works under different Schemes/Programmes/Projects across Departments - of Current Year

| Sl. No. | Admin. Dept. | Name of Schme | Number of Works sanctioned in the current year | Progress of Current Year works/Services-Categorise number of works based on the stage of physical progress | | | | | |
|---------|-------------------|---------------|--|--|--------|--------|--------|-------|-------------|
| | | | | 100% | 75-99% | 50-74% | 25-49% | 1-25% | Not started |
| 1 | Soil Conservation | PMKSY | 10 | N/A | N/A | N/A | N/A | N/A | 10 |
| 2 | | SOPD-BTC | NIL | N/A | N/A | N/A | N/A | N/A | N/A |
| 3 | | SOPD-G | NIL | N/A | N/A | N/A | N/A | N/A | N/A |
| 4 | | RIDF | NIL | N/A | N/A | N/A | N/A | N/A | N/A |

Physical Progress of Works under different Schemes/Programmes/Projects across Departments - of Previous Year

| Sl. No. | Admin. Dept. | Name of Scheme | Total number of works pending as on the last date of previous Financial Year | Number of Years delayed for completion - as on the last date of last Financial Year-Categorise works based on the delay in completion | | | | | Progress of Pending works of Previous Years pending as on the last date of last financial Year-Categorise works based on the stage of physical progress | | | | | | | |
|---------|-------------------|----------------|--|---|---------------|---------------|-----|-------|---|--------|--------|--------|-------|-------------|---|--|
| | | | | Less than 1 Yr | >=1 to <3 Yrs | >=3 to <5 Yrs | >=5 | Total | 100% | 75-99% | 50-74% | 25-49% | 1-25% | Not started | | |
| 1 | Soil Conservation | PMKSY -WDC | NIL | N/A | N/A | N/A | N/A | N/A | N/A | N/A | N/A | N/A | N/A | N/A | | |
| 2 | | SOPD-BTC | 3 | 3 | N/A | N/A | N/A | 3 | N/A | 1 | N/A | 1 | N/A | 1 | | |
| 3 | | SOPD-G | 7 | 7 | N/A | N/A | N/A | 7 | N/A | N/A | N/A | N/A | N/A | N/A | 7 | |
| 4 | | RIDF | 9 | 9 | N/A | N/A | N/A | 9 | N/A | 1 | 1 | 1 | 1 | 1 | 5 | |

Physical Progress of Works under different Schemes/Programmes/Projects across Departments - of Previous Year

| Sl. No. | Admin. Dept. | Name of Scheme | Total number of works pending as on the last date of previous Financial Year | Number of Years delayed for completion - as on the last date of last Financial Year-Categorise works based on the delay in completion | | | | | Progress of Pending works of Previous Years pending as on the last date of last financial Year-Categorise works based on the stage of physical progress | | | | | | |
|---------|--------------|----------------|--|---|---------------------------|---------------|-----|-------|---|--------|--------|--------|-------|-------------|--|
| | | | | Less then 1 Yr | >=1 to <3 Yrs | >=3 to <5 Yrs | >=5 | Total | 100% | 75-99% | 50-74% | 25-49% | 1-25% | Not started | |
| | | | | 1 | Housing and Urban Affairs | CIDF | 1 | 1 | | | | 1 | 1 | 1 | |

Monthly status of Fund receipt and utilisation for the month of MARCH, APRIL & MAY Year 2024

A. For Scheme : Funds received.

| Sl No | Admin Dept | Name of Scheme (Implementation Agency) | PFMS codes SLS Code | Category CS/CSS/State / EAP etc | Opening Balance with CAN SNA/others-as applicable | | Opening Balance with the District/Council/Others-as applicable | | Current Year Allocation to District | | Fund received in the current Year | | Total funds available for Scheme | Funds utilised till now Amount & (% in bracket) | | Amount for which Ucs are pending at the end of previous year | Utilisation Certificate submitted against total available funds for the current year | Amount for which Ucs as pending as on date | |
|-------|---------------------------|--|---------------------|---------------------------------|---|-------------|--|-------------|-------------------------------------|-------------|-----------------------------------|-------------|----------------------------------|---|-------------|--|--|--|-----------------|
| | | | | | Central Share | State Share | Central Share | State Share | Central Share | State Share | Central Share | State Share | | Central Share | State Share | | | Of Previous Year | Of Current Year |
| 1 | 2 | 3 | 4 | 5 | 6 | 7 | 8 | 9 | 10 | 11 | 12 | 13 | 14 | 15 | 16 | 17 | 18 | 19 | 20 |
| 1 | Housing and Urban Affairs | PMAY(U) | NIL | NIL | NIL | NIL | NIL | NIL | NIL | NIL | NIL | NIL | NIL | NIL | NIL | NIL | NIL | NIL | NIL |
| | | CIDF | NIL | NIL | NIL | NIL | NIL | NIL | NIL | NIL | NIL | NIL | NIL | NIL | NIL | NIL | NIL | NIL | NIL |

*= will be provided by the HOD/Concerned Agency PMFS : Public Finance Management System; SLS : State Linked Scheme-State Code

B. Scheme for which no funds are received by the District/Council: For (Please visit <https://www.indabudget.gov.in/index.php> and concerned Ministry / Department website to know the list of Central schemes of current and previous year

| Sl. No. | Administrative Department | Scheme Name | Reasons | Remarks if any |
|---------|---------------------------|-------------|--|----------------|
| 1 | Housing and Urban Affairs | CIDF | fund is released by the Directorate office after receiving demand from District | |
| 2 | Housing and Urban Affairs | PMAY(U) | fund is released to the beneficiary in DBT mode by the State Mission Directorate office after receiving FTO from the concerned ULB | |

Annexure - A

Monthly status of Fund receipt and utilisation for the month of Sept Year 2024

A. For Scheme : Funds received.

Rs in lakh

| SI No | Admin Dept | Name of Scheme (Implementation Agency) | PFMS codes SLS Code | Category CS/CS S/State/EAP etc | Opening Balance with CAN SNA/others-as applicable | | Opening Balance with the District/Council/Others-as applicable | | Current Year Allocation to District | | Fund received in the current Year | | Total funds available for Scheme | Funds utilised till now Amount & (% in bracket) | | Amount for which Ucs are pending at the end of previous year | Utilisation Certificate submitted against total available funds for the current year | Amount for which Ucs as pending as on date | | Remarks |
|-------|------------|--|---------------------|--------------------------------|---|-------------|--|-------------|-------------------------------------|-------------|-----------------------------------|-------------|----------------------------------|---|-------------|--|--|--|-----------------|---|
| | | | | | Central Share | State Share | Central Share | State Share | Central Share | State Share | Central Share | State Share | | Central Share | State Share | | | Of Previous Year | Of Current Year | |
| 1 | 2 | 3 | 4 | 5 | 6 | 7 | 8 | 9 | 10 | 11.00 | 12 | 13 | 14 | 15 | 16 | 17 | 18 | 19 | 20 | 21 |
| | | MLAADs | NA | NA | NA | NA | NA | NA | NA | 240.00 | NA | 240.00 | NA | NA | 30% | NA | NA | NA | NA | |
| | | MPLADs | NA | NA | NA | NA | NA | NA | NA | | NA | 95.00 | NA | NA | NA | NA | NA | NA | NA | Schemes are implemented by PWD(BLDG) & PWD(RR), Kokrajhar |
| | | ASSAM DARSHAN | NA | NA | NA | NA | NA | NA | NA | 378.00 | NA | 378.00 | NA | NA | 30% | NA | NA | NA | NA | 1st Instt for 02 nos of schemes under 30-Kokrajhar LAC has been released. |
| | | GIA under ITFC | NA | NA | NA | NA | NA | NA | NA | 15.00 | NA | 15.00 | NA | NA | 75% | NA | NA | NA | NA | 75% of fund has been released to C/C |

1 T&D
BRANCH

| | | | | | | | | | | | | | | | | | | | |
|---|----|----|----|----|----|----|----|--------|----|--------|----|----|-----|----|----|----|----|----|--|
| AAGY | NA | NA | NA | NA | NA | NA | NA | 285.00 | NA | 285.00 | NA | NA | NA | NA | NA | NA | NA | NA | Schemes are implemented by PWD(BLDG) & PWD(RR), Kokrajhar |
| Untied Fund | NA | NA | NA | NA | NA | NA | NA | 780.00 | | 780.00 | | | 30% | NA | NA | NA | NA | NA | Schemes are implemented by Dev. Blocks, PWD(BLDG) & PWD(RR), Kokrajhar |
| BADP,2021-22 | NA | NA | NA | NA | NA | NA | NA | 726.00 | NA | 726.00 | NA | NA | 75% | NA | NA | NA | NA | NA | Progress report, bill for 02 nos has been submitted to State & 2nos of scheme under inspection |
| Schemes under M&WD : Construction of Sabha Ghar | NA | NA | NA | NA | NA | NA | NA | 35.00 | | 35.00 | | NA | NA | NA | NA | NA | NA | NA | Plan & Estimate under preparation for 7 nos of Community Hall. |
| Orunodoi | NA | NA | NA | NA | NA | NA | NA | NA | NA | NA | NA | NA | NA | NA | NA | NA | NA | NA | Fund not received yet.Process of DLMC formation has been started |
| Aadhar | NA | NA | NA | NA | NA | NA | NA | NA | NA | NA | NA | NA | NA | NA | NA | NA | NA | NA | Aadhar enrolment process in tea garden areas are completed |

*= will be provided by the HOD/Concerned Agenc. PMFS : Public Finance Management System; SLS : State Linked Scheme-State Code

B. Scheme for which no funds are received by the District/Council: For (Please visit <https://www.indabudget.gov.in/index.php> and concerned Ministry / Department website to know the list of Central schemes of current and previous year

| Sl. No. | Administrative Department | | Scheme Name | Reasons | Remarks if any |
|---------|---------------------------|----|-------------|---------|----------------|
| NA | NA | NA | NA | NA | NA |
| NA | NA | NA | NA | NA | NA |
| | | | | | |

Annexure - C

Physical Progress of Works under different Schemes/Programmes/Projects across Departments - of Current Year

| Sl. No. | Admin. Dept. | Name of Schme | Number of Works sanctioned in the current year | Progress of Current Year works/Services-Categorise number of works based on the stage of physical progress | | | | | | |
|---------|--------------|------------------------|--|--|--------|--------|--------|-------|-------------|--|
| | | | | 100% | 75-99% | 50-74% | 25-49% | 1-25% | Not started | |
| 1 | T&D Branch | MLAADs ,2023-24 | 96 | | | | 30% | | | Under process for A/A |
| | | MPLADs,2023-24 | 10 | | | | | | | Under process for A/A |
| | | ASSAM DARSHAN,2023-24 | 126 | | | | 30% | | | Under process for A/A |
| | | GIA under ITFC,2023-24 | 3 | | 75% | | | | | 1ST instt has been released. |
| | | AAGY,2022-23 | 37 | | | 60% | | | | schemes are executed by Line Dept.PWD(B) & PWD(RR) |
| | | BADP,2021-22 | 17 | | 90% | | | | | Progress report, bill for 02 nos has been submitted to State & 2nos of scheme under inspection |
| | | Untied Fund | 49 | | | | 30% | | | Under process for A/A |

Annexure - A

Monthly status of Fund receipt and utilisation for the month of SEPTEMBER Year 2024-25

A. For Scheme : Funds received.

| Sl No | Admin Dept | Name of Scheme (Implementation Agency) | PFMS codes SLS Code | Category CS/CSS/State/EAP etc | Opening Balance with CAN SNA/others-as applicable | | Opening Balance with the District/Council/ Others-as applicable | | Current Year Allocation to District | | Fund received in the current Year | | Total funds available for Scheme | Funds utilised till now Amount & (% in bracket) | | Amount for which Ucs are pending at the end of previous year | Utilisation Certificate submitted against total available funds for the current year | Amount for which Ucs as pending as on date | | Remarks |
|-------|-----------------------------|--|---------------------|-------------------------------|---|-------------|---|-------------|-------------------------------------|-------------|-----------------------------------|-------------|----------------------------------|---|-------------|--|--|--|-----------------|--|
| | | | | | Central Share | State Share | Central Share | State Share | Central Share | State Share | Central Share | State Share | | Central Share | State Share | | | Of Previous Year | Of Current Year | |
| 1 | 2 | 3 | 4 | 5 | 6 | 7 | 8 | 9 | 10 | 11 | 12 | 13 | 14 | 15 | 16 | 17 | 18 | 19 | 20 | 21 |
| 1 | Welfare of Bodoland-TOURISM | SD 2.0 - ATDC | | CSS | NA | NA | NA | NA | NA | NA | NA | NA | NA | NA | NA | NA | NA | NA | NA | SD 2.0 implemented by ATDC |
| 2 | Welfare of Bodoland-TOURISM | Director cum CHD | | Others (SOPD-BTC) | NA | NA | NA | NA | NA | NA | NA | NA | NA | NA | NA | NA | NA | NA | NA | BTC-SOPD Budget FY: 2023-24 Total Allocation Budget Amount ₹890.82 Fund Utilized Amount ₹558.06398 |

*= will be provided by the HOD/Concerned Agenc. PMFS : Public Finance Management System; SLS : State Linked Scheme-State Code

Annexure - B

B. Scheme for which no funds are received by the District/Council: For (Please visit <https://www.indabudget.gov.in/index.php> and concerned Ministry / Department website to know the list of Central schemes of current and previous year

| Sl. No. | Administrative Department | Scheme Name | Reasons | Remarks if any |
|---------|---------------------------|-------------|---------|----------------|
| | Tourism | | | Nil |
| | | | | |
| | | | | |

Annexure - C

Physical Progress of Works under different Schemes/Programmes/Projects across Departments - of **Current Year FY: 2024-25**

| Sl. No. | Admin. Dept. | Name of Schme | Number of Works sanctioned in the current year | Progress of Current Year works/Services- Categorise number of works based on the stage of physical progress | | | | | | |
|---------|--------------|---|--|---|--------|--------|--------|-------|-------------|--|
| | | | | 100% | 75-99% | 50-74% | 25-49% | 1-25% | Not started | |
| 1 | Tourism | Sponsoring of Candidates for undergoing various Diploma Courses in Hotel Management at FCI (Food Craft Institute), Samaguri, Nagaon | 1 | 100% | | | | | | 20 (Twenty) Nos. of Students had been selected and the course is going on since 5 August, 2024. In financial process the Demand is in under process. |
| 1 | Tourism | Community Based Rural Tourism Scheme under Bodoland Home Stay initiative at Raimona for the yaer 2024-25 | 1 | | | | | 1-25% | | Advertisement process is going on |

Annexure - A

Monthly status of Fund receipt and utilisation for the month of August/2024 Under Parbatjhora Division, Suparighat

A. For Scheme : Funds received.

| Sl No | Admin Dept | Name of Scheme (Implementation Agency) | PFMS codes SLS Code | Category CS/CSS/State/EAP etc | Opening Balance with CAN SNA/others-as applicable | | Opening Balance with the District/Council/Others-as applicable | | Current Year Allocation to District | | Fund received in the current Year | | Total funds available for Scheme | Funds utilised till now Amount & (% in bracket) | | Amount for which Ucs are pending at the end of previous year | Utilisation Certificate submitted against total available funds for the current year | Amount for which Ucs as pending as on date | | Remarks |
|-------|------------|---|---------------------|-------------------------------|---|-------------|--|-------------|-------------------------------------|-------------|-----------------------------------|-------------|----------------------------------|---|-------------|--|--|--|-----------------|---------|
| | | | | | Central Share | State Share | Central Share | State Share | Central Share | State Share | Central Share | State Share | | Central Share | State Share | | | Of Previous Year | Of Current Year | |
| 1 | 2 | 3 | 4 | 5 | 6 | 7 | 8 | 9 | 10 | 11 | 12 | 13 | 14 | 15 | 16 | 17 | 18 | 19 | 20 | 21 |
| 1 | Forest | Integrated Development of Wildlife Habitats Assam | | CSS | | | | | 6888300 | 765400 | 6888300 | 765400 | 7653700 | - | - | Nil | Nil | Nil | Nil | |

*= will be provided by the HOD/Concerned Agenc. PMFS : Public Finance Management System; SLS : State Linked Scheme-State Code

Annexure - B

B. Scheme for which no funds are received by the District/Council: For (Please visit <https://www.indabudget.gov.in/index.php> and concerned Ministry / Department website to know the list of Central schemes of current and previous year

| Sl. No. | Administrative Department | Scheme Name | Reasons | Remarks if any |
|---------|---------------------------|-------------|---------|----------------|
| | Nil | Nil | Nil | Nil |
| | | | | |
| | | | | |

Annexure - C

Physical Progress of Works under different Schemes/Programmes/Projects across Departments - of Current Year 2024-25

| Sl. No. | Admin. Dept. | Name of Schme | Number of Works sanctioned in the current year | Progress of Current Year works/Services-Categorise number of works based on the stage of physical progress | | | | | | |
|---------|--------------|---------------|--|--|--------|--------|--------|-------|-------------|--|
| | | | | 100% | 75-99% | 50-74% | 25-49% | 1-25% | Not started | |
| 1 | Forest | CAMPA | 2 Nos. of Plantation Works | √ | | | | | | |



Physical Progress of Works under different Schemes/Programmes/Projects across Departments - of Previous Year

| Sl. No. | Admin. Dept. | Name of Scheme | Total number of works pending as on the last date of previous Financial Year | Number of Years delayed for completion - as on the last date of last Financial Year-Categorise works based on the delay in completion | | | | | Progress of Pending works of Previous Years pending as on the last date of last financial Year-Categorise works based on the stage of physical progress | | | | | | |
|---------|--------------|----------------|--|---|---------------|---------------|-----|-------|---|--------|--------|--------|-------|-------------|--|
| | | | | Less than 1 Yr | >=1 to <3 Yrs | >=3 to <5 Yrs | >=5 | Total | 100% | 75-99% | 50-74% | 25-49% | 1-25% | Not started | |
| 1 | Forest | | Nil | | | | | | | | | | | | |
| | | | | | | | | | | | | | | | |
| | | | | | | | | | | | | | | | |
| | | | | | | | | | | | | | | | |
| | | | | | | | | | | | | | | | |

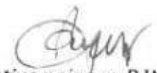
Monthly status of Fund receipt and utilisation for the month of October Year 2024

A. For Scheme : Funds received.

| Sl No | Admin Dept | Name of Scheme (Implementation Agency) | PFMS codes SLS Code | Category CS/CSS/State/EAP etc | Opening Balance with CAN SNA/others-as applicable | | Opening Balance with the District/Council/Others-as applicable | | Current Year Allocation to District | | Fund received in the current Year | | Total funds available for Scheme | Funds utilised till now Amount & (% in bracket) | | Amount for which Ucs are pending at the end of previous year | Utilisation Certificate submitted against total available funds for the current year | Amount for which Ucs as pending as on date | | Remarks |
|-------|--------------------------|---|---------------------|-------------------------------|---|-------------|--|-------------|-------------------------------------|-------------|-----------------------------------|-------------|----------------------------------|---|-------------|--|--|--|-----------------|---------|
| | | | | | Central Share | State Share | Central Share | State Share | Central Share | State Share | Central Share | State Share | | Central Share | State Share | | | Of Previous Year | Of Current Year | |
| 1 | 2 | 3 | 4 | 5 | 6 | 7 | 8 | 9 | 10 | 11 | 12 | 13 | 14 | 15 | 16 | 17 | 18 | 19 | 20 | 21 |
| 1 | Medical | Construction of New Medical College and Hospital at Kokrajhar, BTC (Assam under SOPD-G for the financial year 2018-19). | | SOPD / CSS | | | | | | | 50348.4956 | Nil | 53,685.18 | 41328.9926 | 9019.503 | | | | | |
| 2 | NLCPR | Constn. Of Bodoland India Indigenous Tribal Arts & Cultural Complex cum Film Studio at Kathalguni Kokrajhar. | | CSS | | | | | | | 340.37 | | 495.65 | 340.37 | | | | | | |
| 3 | NLCPR | Constn. Of Cultural Centre Conventional Hall at Dotma under NLCPR. | | CSS | | | | | | | | | 221.06 | 108.96 | | | | | | |
| 4 | Sports and Youth Welfare | Construction of Mini Stadium at Jaraguri (28-Gosaigaon LAC), BTR Assam | | STATE | | | | | | | 1057.281 | 860.11 | 1102.00 | | 860.11 | | | | | |
| 5 | Sports and Youth Welfare | Construction of Mini Stadium at Banargaon (30-Kokrajahr East LAC), BTR Assam | | STATE | | | | | | | 819.5438 | 645.98 | 1102.00 | | 645.98 | | | | | |
| 6 | Sports and Youth Welfare | Construction of Mini Stadium at Maynartal (29-Kokrajahr West LAC), BTR Assam | | STATE | | | | | | | 107.7663 | 107.77 | 1102.00 | | 107.77 | | | | | |
| 7 | Char Area Development | Construction of Model Residential School at Kokrajhar (Hatidhura) | | STATE | | | | | | | | 2924.61 | 3042.00 | | 2924.61 | | | | | |

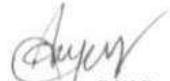
| | | | | | | | | | | | | | | | | | | |
|----|---------------------|--|--|-------|--|--|--|--|--|--|--------|---------|--------|--|--|--|--|--|
| 8 | Technical Education | Establishment of Bineswar Brahma Engineering College, Kokrajhar, Assam under SOPD_G during the year 2017-18 (Construction of Brick Boundary wall around the complex). | | STATE | | | | | | | 96.94 | 231.26 | 96.94 | | | | | |
| 9 | Technical Education | Construction of proposed RCC 2(two) storied Girls' Hostel at BB Engineering College, Kokrajhar, Assam under SOPD-ODS during the year 2017-18 | | STATE | | | | | | | 529.97 | 1000.00 | 399.16 | | | | | |
| 10 | Technical Education | Construction of Administrative Building and Auditorium of 1000 seats attached to B.B. Engineering College, Kokrajhar (Construction of Administrative Building). | | STATE | | | | | | | 262.27 | 952.61 | 203.63 | | | | | |
| 11 | Technical Education | Construction of Administrative Building and Auditorium of 1000 seats attached to B.B. Engineering College, Kokrajhar (Construction of Auditorium 1000 seats capacity). | | STATE | | | | | | | 209.40 | 1050.80 | 141.24 | | | | | |
| 12 | DONER (NEC) | Construction of Boys Hostel at Bineswar Brahma Engineering College, Kokrajhar, Assam. (For the year 2022-23) | | STATE | | | | | | | | 492.75 | 129.15 | | | | | |

*= will be provided by the HOD/Concerned Agenc. PMFS : Public Finance Management System; SLS : State Linked Scheme-State Code


 Executive Engineer, P.W.D.
 Kokrajhar Dist. & Chirang Dist.
 Territorial Building Division
 Kokrajhar

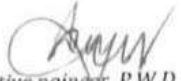
□ Scheme for which no funds are received by the District/Council. For (Please visit <https://www.indabudget.gov.in/index.php> and concerned Ministry / Department website to know the list of Central schemes of current and previous year.

| Sl. No. | Administrative Department | Scheme Name | Reasons | Remarks if any |
|---------|---------------------------|--|------------------|----------------|
| 1 | 2 | 3 | 4 | 5 |
| 1 | GAD | Repairing & Re-Strengthening, Chemical treatment and Rehabilitation of RCC 3(three) storied DC's Court Building at Kokrajhar including Renewing of water supply and sanitation system in Kokrajhar District. | Bill submitted | 100% completed |
| 2 | PWD | Rpairing/Renovation/Painting of office building of Additional Chief Engineer, PWD, BTC, Kokrajhar | Demand submitted | 100% completed |


 Executive Engineer, P.W.D.
 Kokrajhar Dist. & Chirang Dist.
 Territorial Building Division
 Kokrajhar

Physical Progress of Works under different Schemes/Programmes/Projects across Departments - of Current Year 2024-25

| Sl. No. | Admin. Dept. | Name of Schme | Number of Works sanctioned in the current year | Progress of Current Year works/Services-Categorise number of works based on the stage of physical progress | | | | | | |
|---------|--------------|---------------|--|--|--------|--------|--------|-------|-------------|--|
| | | | | 100% | 75-99% | 50-74% | 25-49% | 1-25% | Not started | |
| 1 | 2 | 3 | 4 | 5 | 6 | 7 | 8 | 10 | 11 | |
| 1 | PWD (Bldg) | 2(two) | 2(two) | 1 | Nil | Nil | Nil | Nil | 1 | |


 Executive engineer, P.W.D.
 Kokrajhar Dist. & Chirang Dist.
 Territorial Building Division,
 Kokrajhar

2/10/24

Department of Sports & Youth Welfare Department BTC, Kokrajhar.

Monthly status of Fund receipt and utilization for the month of September, 2024.

Annexure -A

A. For Scheme : Funds received.

| Sl. No. | Name of scheme (Implementation Agency) | PFMS codes SLS Code | Category CS/CSS/State/EAP etc. | Opening Balance with CANSNA/others as applicable | | Opening Balance with the District/Council/Others-as applicable | | Current Year Allocation to District | | Fund received in the current year | | Total funds available for Scheme | Fund utilized till now Amount & (% in bracket) | | Amount for which Ucs are pending at the end of previous year | Utilisation Certificate submitted against total available funds for the current year | Amount for which Ucs as pending as on date | | Remarks | |
|---------|--|---------------------|--------------------------------|--|-------------|--|-------------|-------------------------------------|-------------|-----------------------------------|-------------|----------------------------------|--|-------------|--|--|--|-----------------|---------|----|
| | | | | Central Share | State Share | Central Share | State Share | Central Share | State Share | Central Share | State Share | | Central Share | State Share | | | of previous year | of current year | | |
| 1 | 2 | 3 | 4 | 5 | 6 | 7 | 8 | 9 | 10 | 11 | 12 | 13 | 14 | 15 | 16 | 17 | 18 | 19 | 20 | 21 |
| 1 | Admin Dept. | | | | | | | | | | | | | | | | | | | |
| 1 | District Sports Office, Kokrajhar. | Nil | Nil | Nil | Nil | Nil | Nil | Nil | Nil | Nil | Nil | Nil | Nil | Nil | Nil | Nil | Nil | Nil | Nil | |

*=will be provided by the HoD/Concerned Agenc. PMFS : Public Finance Management System; SLS : State Linked Scheme-State Code.

Annexure- B

B. Scheme for which no fund are received by the District/Council : For (Please visit <https://www.indabudget.gov.in/index.php>- and concerned Ministry/Department website to know the list of Central schemes of current and previous year.

Annexure - A

Monthly status of Fund receipt and utilisation for the month ofYear.....

A. For Scheme : Funds received.

| Sl No | Admin Dept | Name of Scheme (Implementation Agency) | PFMS codes SLS Code | Category CS/CSS/State/EAP etc | Opening Balance with CAN SNA/others-as applicable | | Opening Balance with the District/Council/Others-as applicable | | Current Year Allocation to District | | Fund received in the current Year | | Total funds available for Scheme | Funds utilised till now Amount & (% in bracket | | Amount for which Ucs are pending at the end of previous year | Utilisation Certificate submitted against total available funds for the current year | Amount for which Ucs as pending as on date | | Remarks |
|-------|---------------|---|---------------------|-------------------------------|---|-------------|--|-------------|-------------------------------------|-------------|-----------------------------------|-------------|----------------------------------|--|-------------|--|--|--|-----------------|---------|
| | | | | | Central Share | State Share | Central Share | State Share | Central Share | State Share | Central Share | State Share | | Central Share | State Share | | | Of Previous Year | Of Current Year | |
| 1 | 2 | 3 | 4 | 5 | 6 | 7 | 8 | 9 | 10 | 11 | 12 | 13 | 14 | 15 | 16 | 17 | 18 | 19 | 20 | 21 |
| 1 | Excise Deptt. | There is no Developmental schemes under Excise Deptt. | Nil | Nil | Nil | Nil | Nil | Nil | Nil | Nil | Nil | Nil | Nil | Nil | Nil | Nil | Nil | Nil | Nil | |

*= will be provided by the HOD/Concerned Agenc. PMFS : Public Finance Management System; SLS : State Linked Scheme-State Code

Annexure - B

B. Scheme for which no funds are received by the District/Council: For (Please visit <https://www.indabudget.gov.in/index.php>- and concerned Ministry / Department website to know the list of Central schemes of current and previous year

| Sl. No. | Administrative Department | Scheme Name | Reasons | Remarks if any |
|---------|---------------------------|---|---------|----------------|
| 1 | Excise Department | There is no Developmental schemes under Excise Deptt. | Nil | |
| | | | | |
| | | | | |

