

**MINUTES OF THE DDC MEETING FOR THE MONTHS OF FEBRUARY, 2025
HELD ON 13-02-2025 AT 10:00 AM AT THE CONFERENCE HALL, DC'S OFFICE, KOKRAJHAR**

| | |
|-------------|--|
| Subject | Minutes of the meeting of District Development Committee, Kokrajhar District |
| Date & Time | 13 th Feb, Time: 10:00 A.M. |
| Venue | Conference Hall, DC's Office, Kokrajhar |

The meeting was chaired by Smt. Masanda M. Pertin, IAS, Secretary, BTC cum District Commissioner, Kokrajhar. The meeting was held in the Conference Hall, DC's Office, Kokrajhar. At the very outset, Secretary, BTC cum District Commissioner, Kokrajhar, Smt. Masanda M. Pertin, IAS welcomed all the members present in the meeting.

Initiating the discussion, the Chairperson reviewed the Performance of various state and Central Schemes and also department wise actionable points of last DDC meeting held on 10-01-2025 and took stock of the progress of all inter and intra departmental issues and the developmental schemes one by one.

After review of the Minutes of last DDC meeting with Power Point Presentations and threadbare discussion departments wise the following observations & decisions were made:-

| Sl. No. | Sector | Administrative Department | Issue discussed/Decisions taken | Action to be taken by | | | | | | | | | | | | | | | | | | | | | | |
|---------|----------------------|---------------------------|--|--|--------------|------------------|--|--------------------------|------------------------|---|-----------|----------------|----------------|---|-------------|----------------|--------------|---|----------|----------------|-----|--|--------|----------------|----------------|---|
| 1 | | Forest Department | <p>i) DFO, Kachugaon Division informed the house about year wise revenue collection upto Feb, 2025 for the FY 2024-25 is Rs 2,70,94,322Cr.</p> <p>ii) DFO, Parbatjhora Division informed the house about the revenue collection upto upto 11th Feb, 2025 for the FY 2024-25 was Rs.98,74,531.00 Lakhs</p> <p>iii) DFO, Haltugaon Division informed the house about the revenue collection upto December, 2024 for the FY 2024-25 was 1,28, 68, 347Cr.</p> <p>iv) The house also reviewed the Distribution of Seedlings for ABA 3.0.</p> <p>v) Regarding issue of Amrit Sarovar, DFOs were instructed to initiate necessary action for handing over and utilization of the same situated in forest areas and asked the DFO's to cooperate Fishery deptt. in proactive manner to facilitate training on fish farming in Amrit Sarovars.</p> | <p>DFO, Kachugaon Division</p> <p>DFO, Parbatjhora Division</p> <p>DFO, Parbatjhora Division</p> | | | | | | | | | | | | | | | | | | | | | | |
| 2 | Economic Development | Sericulture Department | <p>i) The Assistant Director, Sericulture, Kokrajhar informed the house that the production of Eri cut Cocoon, Muga Raw Silk and Mulberry Raw Silk during the month of Jan, 2025 for FY: 2024-25 was 29,360kg, 277kg, Nil respectively.</p> <p>ii) The Assistant Director of Sericulture, Kokrajhar, informed about the sale proceed statement of the dept.</p> <table border="1" style="margin-left: auto; margin-right: auto;"> <thead> <tr> <th rowspan="2">Sl. No.</th> <th rowspan="2">SID DIVISION</th> <th colspan="2">AMOUNT DEPOSITED</th> </tr> <tr> <th>2023-24 (UP TO MARCH/24)</th> <th>2024-25 (UP TO DEC/24)</th> </tr> </thead> <tbody> <tr> <td>1</td> <td>KOKRAJHAR</td> <td>Rs. 5,17,221/-</td> <td>Rs. 1,35,527/-</td> </tr> <tr> <td>2</td> <td>PARBATHHORA</td> <td>Rs. 2,53,000/-</td> <td>Rs. 88,000/-</td> </tr> <tr> <td>3</td> <td>GOSAGAON</td> <td>Rs. 1,15,000/-</td> <td>Nil</td> </tr> <tr> <td></td> <td>TOTAL-</td> <td>Rs. 8,85,221/-</td> <td>Rs. 2,23,527/-</td> </tr> </tbody> </table> <p>iii) The house reviewed the Capacity Building & skill Training for Sericulture under Bodoland Eri Mission supported by Assam Agribusiness and Rural transformation project (APART) (AWP 2023-24). The Assistant Director of Sericulture, Kokrajhar informed 160 nos of Trainees have been selected for the Mission out of the total target 840.</p> | Sl. No. | SID DIVISION | AMOUNT DEPOSITED | | 2023-24 (UP TO MARCH/24) | 2024-25 (UP TO DEC/24) | 1 | KOKRAJHAR | Rs. 5,17,221/- | Rs. 1,35,527/- | 2 | PARBATHHORA | Rs. 2,53,000/- | Rs. 88,000/- | 3 | GOSAGAON | Rs. 1,15,000/- | Nil | | TOTAL- | Rs. 8,85,221/- | Rs. 2,23,527/- | <p>Assit. Director, Sericulture Kokrajhar</p> |
| Sl. No. | SID DIVISION | AMOUNT DEPOSITED | | | | | | | | | | | | | | | | | | | | | | | | |
| | | 2023-24 (UP TO MARCH/24) | 2024-25 (UP TO DEC/24) | | | | | | | | | | | | | | | | | | | | | | | |
| 1 | KOKRAJHAR | Rs. 5,17,221/- | Rs. 1,35,527/- | | | | | | | | | | | | | | | | | | | | | | | |
| 2 | PARBATHHORA | Rs. 2,53,000/- | Rs. 88,000/- | | | | | | | | | | | | | | | | | | | | | | | |
| 3 | GOSAGAON | Rs. 1,15,000/- | Nil | | | | | | | | | | | | | | | | | | | | | | | |
| | TOTAL- | Rs. 8,85,221/- | Rs. 2,23,527/- | | | | | | | | | | | | | | | | | | | | | | | |
| | | | <p>i) GM, DICC informed that under PMEGP, total 327 nos of applications has forwarded to banks, out of which 99 nos of applications are sanctioned, 188 nos are returned by bank and 48 nos are still pending with banks.</p> <p>ii) Under PMFME for FY: 2024-25, out of 80 nos. of proposal submitted, 06 nos. of applications has</p> | | | | | | | | | | | | | | | | | | | | | | | |

Concl


| 3 | | Industries & Commerce Department | <p>sanctioned, 24 nos are rejected by banks and 30 nos of proposal are pending with banks and only 02 nos of application is disbursed. AGM, DICC was instructed to improve the disbursement rate under PMFME.</p> <p>iii) The house reviewed the status of CM's Atmanirbhar Asom Abhijan (CMAAA) in the district. To increase the income of such beneficiaries, all the concerned HoDs, Agriculture, Veterinary, H&T, Sericulture sector were instructed to render handholding support and training so that they can develop a business acumen and an entrepreneurial mindset. GM, DICC further was instructed to Coordinate CM-Fellows with concerned HoDs for any kind of cooperation from departments.</p> <p>iv) LDM was instructed to submit rejection list to DICC with detail reasons and also instructed to look into the pendency regarding PMEGP and PMFME and expedite the process of disposal of the said applications.</p> <p>v) GM, DICC was also to ensure that bank related issues in the disbursement process under PMEGP, PMFME are resolved by coordinating with the Bank officials. Additionally LDM, Kokrajhar was also instructed to follow up the matter with GM, DICC.</p> | <p>GM, DICC, Kokrajhar</p> <p>GM, DICC, DAO, Agriculture, District A.H. & Veterinary Officer, Kokrajhar, Asstt. Director H&T & Assit. Director, Sericulture Kokrajhar</p> <p>GM, DICC, Kokrajhar LDM, Kokrajhar</p> | | | | | | | | | | | | | | | | | | | | | | | | | | | | |
|-------------------------------|--|---|--|---|--|--------------------------------------|----------------------------------|--|---------------------------------|-------------|--------|---------|-----------|----------|------------|--------|--|----------|--|-------------------------|--|-------------------------------|--|--------|-------|--------|-------|-----|------|-----|-----|---------------------|
| 4 | Economic Development | Handloom & Textile Department | <p>i) While reviewing the present status of H&T department, the Asstt. Director of H&T informed about procured Hand woven products under Swanirbhar Naari Scheme under phase-II as follows:</p> <p style="text-align: center;">Total nos. of approved Registered weavers 21,125 Nos</p> <table border="1" data-bbox="590 929 1157 1153"> <thead> <tr> <th rowspan="2">No. of Sale Centers under SNN</th> <th rowspan="2">No. of sale Hand woven products in the month of Dec,24</th> <th rowspan="2">Sale amount in the month of Dec,2024</th> <th colspan="2">Cumulative progress up to Dec,24</th> </tr> <tr> <th>No. of sale Hand woven products</th> <th>Sale amount</th> </tr> </thead> <tbody> <tr> <td>4 nos.</td> <td>25 pcs.</td> <td>₹ 7809.00</td> <td>156 pcs.</td> <td>₹ 46708.00</td> </tr> </tbody> </table> <p>ii) The house also reviewed the current progress of Skill Up gradation Training under PMKVY and Enrollment status of weavers in PMJJBY/PMSBY up to</p> <table border="1" data-bbox="590 1243 1157 1444"> <thead> <tr> <th colspan="2">Target</th> <th colspan="2">Enrolled</th> </tr> <tr> <th colspan="2">During the year 2024-25</th> <th colspan="2">During the Month of Nov.,2024</th> </tr> <tr> <th>PMJJBY</th> <th>PMSBY</th> <th>PMJJBY</th> <th>PMSBY</th> </tr> </thead> <tbody> <tr> <td>200</td> <td>2000</td> <td>239</td> <td>232</td> </tr> </tbody> </table> <p>Nov, 2024.</p> | No. of Sale Centers under SNN | No. of sale Hand woven products in the month of Dec,24 | Sale amount in the month of Dec,2024 | Cumulative progress up to Dec,24 | | No. of sale Hand woven products | Sale amount | 4 nos. | 25 pcs. | ₹ 7809.00 | 156 pcs. | ₹ 46708.00 | Target | | Enrolled | | During the year 2024-25 | | During the Month of Nov.,2024 | | PMJJBY | PMSBY | PMJJBY | PMSBY | 200 | 2000 | 239 | 232 | Asstt. Director H&T |
| No. of Sale Centers under SNN | No. of sale Hand woven products in the month of Dec,24 | Sale amount in the month of Dec,2024 | Cumulative progress up to Dec,24 | | | | | | | | | | | | | | | | | | | | | | | | | | | | | |
| | | | No. of sale Hand woven products | Sale amount | | | | | | | | | | | | | | | | | | | | | | | | | | | | |
| 4 nos. | 25 pcs. | ₹ 7809.00 | 156 pcs. | ₹ 46708.00 | | | | | | | | | | | | | | | | | | | | | | | | | | | | |
| Target | | Enrolled | | | | | | | | | | | | | | | | | | | | | | | | | | | | | | |
| During the year 2024-25 | | During the Month of Nov.,2024 | | | | | | | | | | | | | | | | | | | | | | | | | | | | | | |
| PMJJBY | PMSBY | PMJJBY | PMSBY | | | | | | | | | | | | | | | | | | | | | | | | | | | | | |
| 200 | 2000 | 239 | 232 | | | | | | | | | | | | | | | | | | | | | | | | | | | | | |
| 5 | | Skill Employment & Entrepreneurs hip Department | <p>i) CHD, SEED informed the house about Introduction of 15 (Fifteen) new trades with 22 (Twenty two) units, 2 (Two) additional unit of existing trade and up gradation of 4 (Four) units of existing trade as per NSQF NCVT norms at the ITIs of Kokrajhar.</p> <p>ii) The LDM, Kokrajhar highlighted that ITIs in Kokrajhar should arrange a session/workshop related to Banking matters for students so that they can explore all the benefits and service offered by banks.</p> <p>iii) The house also reviewed the current ongoing training status and activities under Skill Training Centre at ITI Ballanguri.</p> | CHD,SEED, Kokrajhar | | | | | | | | | | | | | | | | | | | | | | | | | | | | |
| 6 | | Agriculture | <p>i) The House reviewed the performance of ongoing schemes of the department, such as PM KISAN, Paddy Procurement and Mustard procurement, SOPD, ODOP etc.</p> <p>ii) DAO informed the house that total application sponsored under Kishan Credit Card is 221 and the No. of application sanctioned by Banks is 839 and amount disbursed is 706.47Lakhs. He requested to the LDM, Kokrajhar to expedite</p> | DAO, Kokrajhar | | | | | | | | | | | | | | | | | | | | | | | | | | | | |

| | | | | |
|----|----------------------|-------------------------------------|---|--|
| | | | <p>pending application clearance.</p> <p>iii) DAO further informed the house about key data about PM-Kishan :</p> <ul style="list-style-type: none"> * Total Farm Family : 1,30,552 nos. * Total Active Farmers : 83,093 nos. * Farmers with Land Seeded : 79,610 nos. * Land seeded & ABPS ready : 77,729 nos. * eKYC completed : 76,796 nos.. * Total Farmers benefited in 18th instalment : 64,416 nos. <p>Regarding verification of PM-Kishan, DAO, was instructed to expedite the process.</p> <p>iv) DAO informed the House that under PM FBY, total 13,160 nos. of farmers are insured for Kharif Crops against the target of 32,500 nos. for Rabi crops during 2024-25</p> <p>v) The house reviewed the current status of ODOP and discussed about the revival of the scheme in the district.</p> <p>vi) The EE, agriculture presents the PPT. by briefing current status of ongoing activities like RIDF XXX SMAM, of the deptt. The chair requested to all HoDs to utilize the Knowledge Centres at Dotma, Kachugaon and Mahamaya ADO campus for various govt. Training activities, workshops etc.</p> | |
| 7 | | Soil Conservation Department | <p>i) DO, Soil Conservation, Kokrajhar gave a presentation on Progress of the SOPD & RIDF schemes of the department.</p> <p>ii) On the issue pending U.Cs against RIDF schemes, DO was instructed to submit the Utilization certificate and fund demand against projects sanctioned under RIDFXXV to RIDFXXIX.</p> | DO, Soil Conservation, Kokrajhar |
| 8 | | Economics and Statistics Department | i) The Deputy Director of Economics & Statistics, Kokrajhar briefed the house about the crop cutting experiment under PMFBY scheme of Rape & Mustard and Potato for the year 2023-24. | Deputy Director, Economics & Statistics, Kokrajhar |
| 9 | Economic Development | A.H & Veterinary Deptt, Kokrajhar | <p>i) District A.H. & Veterinary Officer, Kokrajhar highlighted progress report on treatment, castration & vaccination of cattle and also status of Govt. livestock farms, Kokrajhar.</p> <p>ii) District A.H. & Veterinary Officer, Kokrajhar informed the house that :</p> <ul style="list-style-type: none"> > 1,89,502 no. of animals have been vaccinated on brucellosis vaccination under "LHDCP" (CSS). > 80,000 no. of animals have been vaccinated PPR vaccination under "LHDCP" (CSS). <p>iii) On the issue of KCC, District A.H. & Veterinary Officer, Kokrajhar informed the house that 37 nos. of KCC applications against the target of 150 nos. have been forwarded to different banks, out of which 11 nos. of applications have been sanctioned and disbursed so far. The house enquired about low Disbursement against target and DVO was instructed to improve the performance of KCC.</p> <p>iv) The house reviewed the Status report of implementation of CSS and SOPD schemes in physical & and financial aspects of the deptt.</p> | District A.H. & Veterinary Officer, Kokrajhar |
| 10 | | DRDA Kokrajhar | <p>i) The house reviewed the progress of Aadhaar Seeding (On going Houses) report and MGNREGA worker ABPS Enablement status of the district. Current dist avg is 96.60 % & 84.26% that is in line with state avg.</p> <p>ii) PD, DRADA further informed the performance of various activities under the dept as follows :</p> <ul style="list-style-type: none"> > WORK COMPLETION STATUS for FY : 2021-22 -91.95 % with state avg-94.56 FOR FY: 2022-23-82.54 % with state avg-92.59% For FY: 2024-25 -15.37 with state avg- | Project Director, DRDA, & All BDOs |

| | | | | |
|----|----------------|------------------------|---|--|
| | | | <p>21.65%</p> <p>> Timely Payment Status-95.94% with state avg-97.86%</p> <p>iii) Performance of person days Generation FY: 2024-25 - 130.02% against state avg-88.96%</p> <p>iv) PD, DRDA instructed to complete the Pending of Approved/Reject in IMIS under IHHL by DBT mode.</p> | |
| 11 | | Co-operative Societies | <p>i) DRCS, Kokrajhar informed the House about the Schemes Of Ministry Of Co-Operation Implemented Under Kokrajhar District :</p> <ul style="list-style-type: none"> > Computerization Of Pacs. > Data Entry In National Cooperative Database. > Common Service Center > Jana Aushadhi Kendra. > Petrol Pump Dealership. > Worlds Largest Grain Storage Plant. > Organized Farmer Producers Organization (FPO) . > Pacs As Pradhan Mantri Kissan Samridhhi Kendra. > Membership Of Pacs With Nafed, Nccf, Ncel,Ncol <p>ii) While reviewing the status of Jana Aushadhi Kendras in the district. Jt.DHS ,DPM, NHM were instructed to promote Generic medicines available in the JAKs as they are less expensive than branded medicines and suggested Govt. doctors should visit these Jana Aushadhi Kendras so that they can prescribe the generic medicines available there.</p> <p>iii) Regarding Pradhan Mantri Kissan Samridhhi Kendra, DAO, Kokrajhar was instructed to expedite the ADO verification process in the SALAKATI SS LTD.</p> | <p>DRCS, Kokrajhar</p> <p>JDHS, DPM,NHM, DRCS, Kokrajhar</p> <p>DAO, Kokrajhar</p> |
| 12 | Infrastructure | APDCL | <p>i) CEO, APDCL highlighted the house that the physical progress of schemes under RDSS (LT) and RDSS (HT) are 90% and 20% respectively.</p> <p>ii)The house reviewed the Assam Electricity Distribution System Enhancement & Loss Reduction Project and Revamped Distribution Sector Scheme (RDSS) of the district.</p> <p>iii) CEO, APDCL informed the house that there are 1,86,672 no.s of consumers under smart metering in the Kokrajhar district.</p> <p>iv) The house reviewed the progress of PM: Surya Ghar : Muft Bijli Yojana:</p> <p>Inspection and commissioning done : 182 Nos. Subsidy received :157 nos</p> <p>ii) Under Model Solar Village Programme, AGM informed that 24 nos of villages had been selected for model candidate village for implementation of the scheme of the district.</p> | <p>CEO, AGM APDCL Kokrajhar</p> |
| 13 | Infrastructure | Transport Department | <p>i)The DTO, Kokrajhar informed the House that the revenue collection upto the month of Jan ,2025 was Rs. 28,44,35,131.00</p> <ul style="list-style-type: none"> • Target for the Year 2024-25 = 53 Cr. <p>ii) The house also reviewed the road accident and fatality records upto Jan, 2025. DTO has mentioned that total 11 nos of Road Accidents cases have been registered for the month of Jan, 2025. DTO, Kokrajhar was instructed to reconcile the data provided by the department with data of IRAD portal.</p> <p>iii) Regarding issue of traffic congestion by e-rickshaws, DTO informed that an effective policy will be developed to control and regulate movement of e-rickshaws in urban, semi urban areas of the district.</p> | <p>DTO, Kokrajhar</p> |

meel

| | | | | |
|----|----------------|---|---|--|
| 14 | | Public Works Department (Building Division) | <p>i) The EE, PWD(B) ,Kokrajhar informed the house about the ongoing status of AAGY, MPLADs, Untied Fund.</p> <p>ii) The chairperson instructed the EE, PWD, Kokrajhar& Chirang Dist., Territorial Building Division to expedite the progress of works under AAGY, Untied Fund, DMFT, MPLADs and submit the fund demand to concerned Dept for completed scheme .</p> <p>iii)The EE,PWD, Kokrajhar& Chirang Dist., Territorial Building Division was instructed to include the progress of all other the departmental activities that are currently undertaken by the Dept.</p> | EE,PWD- Kokrajhar& Chirang Dist., Territorial Building Division |
| 15 | | Water Resource Department | <p>i) Executive Engineer, Kokrajhar W.R. Division, Kokrajhar informed the house that out of 22 nos of schemes under SOPD (BTC)for 2022-23 & 2023-24., out of 18 schemes, 12 nos of schemes have physically completed and 03 nos of schemes are under process.</p> <p>iii) The house further reviewed the progress of ongoing schemes under SDRF, Out of 5 nos of scheme , all schemes are physically completed.</p> | EE Water Resource, Kokrajhar |
| 16 | Infrastructure | Housing & Urban Department | <p>i) The Chairperson reviewed the ongoing progress of infrastructure schemes under SOPD for the FY 2023-24 under municipal boards and development authority of Kokrajhar district and instructed to focus on timely completion of these projects.</p> <p>ii)The Chairperson also reviewed the progress of PMAY(U) under KMB and GMB with a Completion percentage of houses w.r.t total beneficiary(deducting curtailment) 79.4%</p> <p>iii) The Chairperson instructed to gap between 1st Instalment to 2nd Instalment ,gap between 2nd Instt and 3rd Instt. Under PMAY (U).</p> <p>iii) EOs were instructed to review the progress and pendency status of PMAY(U) at their level.</p> | ADC(Urban) &Eos , Kokrajhar MB ,Gossaigaon MB |
| 17 | | Tourism Deptt. | <p>i) The house reviewed the Swadesh Darshan 2.0 Scheme which is going to be implemented on Raimona National Park, Dheer Beel and Diplai Beel.</p> <ul style="list-style-type: none"> > Swadesh Darshan 2.0 Rs.70.00 Crores (Raimona National Park, Dhir Beel & Diplai Beel) > IBA Fund Rs.165.00 Crores: (Raimona National Park, Soreswar Beel, Dhir & Diplai Beel) > Under IBA Fund Rs. 46.61 Crores(Hotel & Tourism Management Institute at Chirang) > SOPD FY : 2023-24 Rs.70.00 Lakhs) (Choudhury Ghat, Raimona National Park) <p>ii) Regarding Community Based Rural Tourism Scheme under Bodoland Homestay Initiative (BHI) at Raimona National Park for the year 2024-25 under the SOPD 2024-25, DPM, ASRLM was requested to consult with Tourism for engagement of SHG members .</p> | Director cum CHD ,Tourism DPM,ASRLM & Director cum CHD ,Tourism |
| 18 | Social Sector | Education | <p>i)The house reviewed the progress of APAR ID generation for all class (Pre-primary to Class - XII) in the district. IS, Kokrajhar informed that the percentage of APAR ID generation stands at 71% .Regarding issue of DOB mismatch in APAR ID generation, IS and ADC (Aadhar) were instructed to resolved by mutual coordination so that performance of the APAR ID generation should increased.</p> <p>ii) Further, Students enrollment indicators and the rate of absenteeism were also discussed and assured to motivate teachers, students to increase their daily attendance from the month of December onwards from the department. And also, some steps were to be taken to Improve on average attendance</p> | IS, Kokrajhar IS, Kokrajhar & ADC (Aadhar) |



| | | | |
|----|---------------------------|---|--|
| | | <p>of teachers & students as per Shiksha Setu portal.</p> <p>iv) The house reviewed the progress of ongoing Gunotsav- 2025 and decided to eliminate D ranking schools upto Grade C and A+ Schools more than previous years.</p> <p>v) Further, regarding Aadhar generation of students, IS, Kokrajhar and ADC (Aadhar) were instructed to make proper schedule for Aadhar generation in Respective BEEO offices</p> | |
| 19 | Women & Child Development | <p>i) The house reviewed the status of Model AWC under SOPD, NIDA and RIDF in the Kokrajhar District. The chairperson instructed to expedite the Physical Progress of Construction of Model AWC under Kokrajhar District.</p> <p>ii) The DSWO reported that total 6352 nos of beneficiaries were covered with a achievement 80.17 % under PMMVY for the FY: 2024-25 against target 7891. He was instructed to improve the performance the PMMVY scheme.</p> <p>iii) The chairperson instructed to maximise the nos of beneficiaries so that people can avail the benefits of the scheme and also to arrange awareness and training programme for PMMVY in the district with concerned stakeholders.</p> <p>iv) The chairperson asked to ensure the maximise the benefits of THR & HCM Programmes among Lactating/pregnant Women and eligible children in the district.</p> <p>v) The house reviewed the Financial Progress of Construction of Model AWC under Kokrajhar District. Out of 132 Model AWC sanctioned under NIDA 2nd Phase, ALCC Constituted for 132 nos of schemes.</p> <p>vii) The house also discussed about Key Issues highlighted:</p> <ul style="list-style-type: none"> • Weak Surveillance of SAM: Poor surveillance and delayed reporting of SAM cases were discussed. • Low Antenatal Care (ANC) and Immunization Registration: Significant gaps in ANC and immunization registration were observed. • Gaps in Supplementary Nutrition Program Implementation: The distribution of SNP was found to be inconsistent in certain areas • Incomplete Birth Certificate and Aadhar Registrations: A need to improve birth certificate and Aadhar registration for children, especially PMMVY beneficiaries was identified. • Strengthening Block-Level Child Protection Committees: The need for strengthening the functioning and periodic meetings of the BLCPC was raised. <p><u>#Decisions and Recommendations by the Chairperson</u></p> <ul style="list-style-type: none"> > The Chairperson emphasized the importance of intensifying community-based counselling events on ANC registration and immunization. A coordinated effort between ASHA workers and AWWs was recommended to improve and achieve ANC and immunization registration at Block Level. > Regarding the issue of stunted growth, the Chairperson further directed DSWO and CDPOs to verify the anomalies in growth monitoring. A random verification of data will be conducted, focusing on AWCs with higher rates of stunted children. The CDPOs were asked to submit the AWC list with stunted children. | ADC (Social Welfare), DSWO, Kokrajhar |

| | | | <ul style="list-style-type: none"> ➤ All Field Functionaries to Ensure Pregnant Women receive regular check-ups, proper Nutrition and access to health care facilities before and after delivery. Ensuring that Children are immunized against preventable diseases. ➤ AWWs shall be tasked with raising awareness about birth and Aadhar registration for children. Any discrepancies in birth registration from any medium must be reported to the District Administration. ➤ ADC (Aadhar) and DSWO were instructed to make proper roadmap and schedule for Aadhar generation of child in camp mode or respective CDPO offices. | | | | | | | | | | | | | | | | | | | | | |
|--------------|----------------------------|-----------------------------|---|---|----------------------------|-----------------------------|-------------|------------|-----------|-----------|-------|-----------|-----------|-----------|-------|-------------|----------|----------|-------|-------|----------|-----------|-------|---|
| 20 | Social Sector | Food & Civil Supplies | <p>i) The Joint Director, Food, Public Distribution and Consumer Affairs, Kokrajhar informed the house about the E-POS Transaction Data for Kokrajhar</p> <table border="1"> <thead> <tr> <th>Sub Division</th> <th>Total Allotment (in Qtls.)</th> <th>E-pos Transaction (in Qtls)</th> <th>Remarks (%)</th> </tr> </thead> <tbody> <tr> <td>Gossaigaon</td> <td>20,284.90</td> <td>19,628.15</td> <td>94.91</td> </tr> <tr> <td>Kokrajhar</td> <td>19,764.00</td> <td>19,742.40</td> <td>97.02</td> </tr> <tr> <td>Parhatjhora</td> <td>5,712.00</td> <td>5,552.85</td> <td>95.72</td> </tr> <tr> <td>Total</td> <td>42844.80</td> <td>44,923.40</td> <td>95.95</td> </tr> </tbody> </table> <p>iii) On the issue of Paddy Procurement the Joint Director, Food, Public Distribution and Consumer Affairs, Kokrajhar was instructed to follow up with PPC managers and Mill owners for expedite the process of paddy procurement.</p> | Sub Division | Total Allotment (in Qtls.) | E-pos Transaction (in Qtls) | Remarks (%) | Gossaigaon | 20,284.90 | 19,628.15 | 94.91 | Kokrajhar | 19,764.00 | 19,742.40 | 97.02 | Parhatjhora | 5,712.00 | 5,552.85 | 95.72 | Total | 42844.80 | 44,923.40 | 95.95 | i/c Joint Director, Food, Public Distribution and Consumer Affairs, Kokrajhar |
| Sub Division | Total Allotment (in Qtls.) | E-pos Transaction (in Qtls) | Remarks (%) | | | | | | | | | | | | | | | | | | | | | |
| Gossaigaon | 20,284.90 | 19,628.15 | 94.91 | | | | | | | | | | | | | | | | | | | | | |
| Kokrajhar | 19,764.00 | 19,742.40 | 97.02 | | | | | | | | | | | | | | | | | | | | | |
| Parhatjhora | 5,712.00 | 5,552.85 | 95.72 | | | | | | | | | | | | | | | | | | | | | |
| Total | 42844.80 | 44,923.40 | 95.95 | | | | | | | | | | | | | | | | | | | | | |
| 21 | | Health & Family Welfare | <p>i) The house reviewed the status of ABHA ID creation and Jt. DHS, DPM, Kokrajhar was instructed to expedite the process and asked to achieve at least 80% of target as per schedule.</p> <p>iii) Regarding Low ANC Registration, DPM, NHM was enquired about low ANC Registration in Kachugaon, BPHC</p> <p>iv) On the issue of low percentage of SBA attended Home delivery, the house emphasis about the proper orientation of ASHA workers.</p> <p>v) The chairperson reviewed the current progress of Wage Compensation for Pregnant Women of Tea Garden Areas in the district. DPM was instructed to all possible steps to achieve 100% target completion.</p> <p>vi) The house also reviewed the IMR & MMR status of district. To improve the IMR & MMR data, DPM was instructed to re audit of IMR and MMR data. The chair also directed for magisterial enquiry against (04) nos of child death case in Jan, 2025.</p> <p>vii) The DPM was instructed to coordinate with ADC (Aadhar) to increase Aadhar enrollment and also to ensure the birth registration is completed at the same time.</p> <p>viii) The house also reviewed the status of NCD status, Civil Works, National Vector Borne Disease Control Programme (NVBDP), PM-JAY and asked to present the percentage wise target</p> | ADC (Health) DPM (NHM), JD, DHS, Kokrajhar | | | | | | | | | | | | | | | | | | | | |
| 22 | Social Sector | ASRLM | <p>i) DPM, ASLRM informed the house that the cumulative achievement of Insurance Coverage of SHG Members under PMSBY till Sept, 2024 is 1231 against the target of 32080 for the FY 2024-25.</p> <p>ii) DPM, ASLRM informed the house that the cumulative achievement of Insurance Coverage of SHG Members (APY) till Dec 2024 is 244 against the target of 17950 for the FY 2024-25.</p> <p>iii) He further informed the house that the cumulative achievement of Insurance Coverage of SHG Members (PMJJBY) till Dec, 2024 is 638 against the target of 32350 for the FY 2024-25.</p> | DPM, ASLRM | | | | | | | | | | | | | | | | | | | | |

mes

| | | | <p>iv) He also informed the house that the no. of Mahila Kisans covered upto Dec, 2024 under Agro Ecological Practice interventions is 2051 against the target of 12,375 for the FY 2024-25.</p> <p>v) The house reviewed the status SHG Credit Linkage report for FY 2024 - 2025 till 31st Dec - with a percentage of 82.99 %.</p> <p>vi) The house also reviewed the performance of Mukhya Mantri Mahila Udyamita Abhiyaan in the district. DPM ,ASRLM presented the key data about the scheme as follows:</p> <table border="1"> <thead> <tr> <th>Indicators (FY-2024-25)</th> <th>Total No. of Forms to be collected till 10th August, 2024</th> <th>Actual collected (In nos.)</th> <th>Achievement in percentage</th> <th>Pending</th> </tr> </thead> <tbody> <tr> <td>Applications entered into the MMUA portal by CLP</td> <td>117546</td> <td>117240</td> <td>100</td> <td>0</td> </tr> <tr> <td>Applications approved in the MMUA portal at Block Level</td> <td></td> <td>104807</td> <td>89.16</td> <td>0</td> </tr> <tr> <td>Applications rejected in the MMUA portal at Block Level</td> <td></td> <td>12739</td> <td>1084</td> <td>0</td> </tr> </tbody> </table> | Indicators (FY-2024-25) | Total No. of Forms to be collected till 10th August, 2024 | Actual collected (In nos.) | Achievement in percentage | Pending | Applications entered into the MMUA portal by CLP | 117546 | 117240 | 100 | 0 | Applications approved in the MMUA portal at Block Level | | 104807 | 89.16 | 0 | Applications rejected in the MMUA portal at Block Level | | 12739 | 1084 | 0 | |
|---|---|-----------------------------------|--|--|---|----------------------------|---------------------------|---------|--|--------|--------|-----|---|---|--|--------|-------|---|---|--|-------|------|---|--|
| Indicators (FY-2024-25) | Total No. of Forms to be collected till 10th August, 2024 | Actual collected (In nos.) | Achievement in percentage | Pending | | | | | | | | | | | | | | | | | | | | |
| Applications entered into the MMUA portal by CLP | 117546 | 117240 | 100 | 0 | | | | | | | | | | | | | | | | | | | | |
| Applications approved in the MMUA portal at Block Level | | 104807 | 89.16 | 0 | | | | | | | | | | | | | | | | | | | | |
| Applications rejected in the MMUA portal at Block Level | | 12739 | 1084 | 0 | | | | | | | | | | | | | | | | | | | | |
| 23 | Infrastructure | Irrigation | <p>i)The chair reviewed the ongoing schemes under SOPD(BTC), SOPD(G), RIDF-XXVIII (NABARD), PMKSY .</p> <p>ii) Under PMKSY, the physical and financial progress of works were reviewed and instructed to expedite the works.</p> <p>iii) The EE Irrigation, Kokrajhar informed the House that total Area Covered through irrigation so far in Kokrajhar District is 29439 Hectares.</p> <p>iv) The Executive Engineer, Kokrajhar W.R. Division was instructed to submit pending UC against the project sanctioned under RIDF funded by NABARAD.</p> <p>iv) No vital issue raised by the departments.</p> | EE Irrigation, Kokrajhar | | | | | | | | | | | | | | | | | | | | |
| 24 | Reforms, Governance Facilitation & Regulation | Tax | <p>i)The Superintendent of Taxes, Kokrajhar informed the House that the revenue collection upto the month of Jan,2025 was Rs. 7624.79 lakhs i.e. 64.30% against the target of Rs. 11859.00Lakhs</p> <p>ii) On the issue of low APTC & ET collection .i.e. 32% against target of 573.00Lakhs , all HoDs were instructed not to renew trade licence to trader without paying the APTC & ET.</p> | Sptd. Of Taxes Kokrajhar | | | | | | | | | | | | | | | | | | | | |
| 25 | | Excise | <p>i) The Superintendent of Excise, Kokrajhar has given presentation on the total revenue collection up the month of Jan, 2025. He informed that revenue collection upto the month of Jan, 2025 was Rs.18.49 Cr i.e. 57.32% against the target of Rs. 32.26 Cr.</p> | Sptd. Of Excise Kokrajhar | | | | | | | | | | | | | | | | | | | | |
| 26 | Social Sector | Labour | <p>i) The chair instructed the Labour Officer cum CHD to increase the drives for detection of Child Labour and take necessary action for prosecution of the violators of the Child Labour Act.</p> <p>ii) No vital issue has been raised by the dept.</p> | Labour Officer, Kokrajhar | | | | | | | | | | | | | | | | | | | | |
| 27 | Infrastructure | Public Health Engineer Department | <p>i)The house reviewed the progress of scheme completion and FHTC progress under JJM in the district.</p> <p>ii)EE, PHED were instructed to complete the handing over of 05 nos of completed schemes to PD,DRDA .</p> <p>iii) PD, DRDA, All BDOs ,Kokrajhar were instructed to expedite the verification of pending 14726 nos of IHHL Application specially in Kokrajhar, Dotma, Kachugaon, Mahamaya & Rupshi Block.</p> <p>iv) The house also reviewed the Status of Plastic Waste Management Units (PWMU). The EE, PHED informed that Civil works is completed but Power Connection and Installation of Machinery is pending. The chairperson instructed to complete the power supply connection shortly.</p> | EE PHE, Kokrajhar PD,DRDA, All BDOs | | | | | | | | | | | | | | | | | | | | |

me


| | | | | |
|----|----------------|----------------------|---|--|
| | | | v) Regarding Gobardhan project, EE, PHED was further instructed to activate the Bio digester installation process to achieve the target. | |
| 28 | | Sports | i) The chairperson reviewed the completion of District level (Inter LAC) completion of Khel Maharan 2.0 and praised the successful completion of the Mega event. ii) No vital issues raised by the deptt. | ADC(Sports) DSO, Kokrajhar |
| 29 | Social Sector | District Library | i)The house reviewed the current activities of the deptt. District Librarian was instructed to consult with ADC(Dev) regarding implementation of scheme under MPLADs. In the Bodoland University through District Library. ii) On the issue of electrification and handing over issue of Library in Parbatjhora Div, The chairperson instructed the EE, PWD (BLDG); EE,PWD(Electrical) & APDCL to take necessary steps for electrification of the Library Building and early handing over to concerned parent deptt. | District Librarian, EE,PWD (BLDG); EE,PWD (Electrical) |
| 30 | | Museum & Archaeology | i) The C.H.D. cum, District Museum Officer has given the presentation highlighting ongoing activities of the department. ii) The C.H.D. cum, District Museum Officer highlighted the preservation of stone age artifacts in forest area under Kachugaon Forest Division and requested DFO to issue NOC for Construction of shed & barricade around the Rock cut monument. | C.H.D. cum, District Museum Officer, Museum & Archaeology, |
| 31 | | Cultural Affairs | i) The house reviewed the ongoing activities of the department and no vital issues raised by the deptt. | CDO, Kokrajhar |
| 32 | Infrastructure | PWD (Electrical) | i)The house reviewed the ongoing activities of the department. ii) The chair raised the issue of damage of roof in the Bodofa Cultural Complex, EE, PWD(Electrical) & EE,PWD(Building) were asked for joint survey for any structural deficiencies and do necessary arrangement for repairing and maintenance. | EE,PWD(E) & PWD(B), Kokrajhar |
| 33 | | PWD(NH) | i) The EE, PWD (NH) has highlighted the current ongoing activities under the Dept. ii) No vital issue raised by the Dept. | |
| 34 | | PWD (Rural Roads) | i) The house reviewed the Current progress of works under PMGSY, SOPD (G), RIDF,TSP, SCSP, MMUPNA. ii) The EE, PWD (RR) was instructed to ensure timely completion of schemes. and also to take up the repair and maintenance work in the Salakati - NTPC road on priority. iii) Further He was instructed adopt scientific method for road construction so that accident fatality case should reduced and also to include Road safety measure in DPR preparation. iv)As highlighted by DDM, NABARD, The Chairperson instructed to EE,PWD(RR) to complete the remaining works under RIDFXXV to RIDFXXIX funded by NABARAD and submit pending Utilization Certificate alongwith fund demand before 31, March, 2025. | EE, PWD(RR), Kokrajhar |
| 35 | Social Sector | Fishery | i) The house reviewed the progress of Pradhan Mantri Matsya Sampada Yojana (PMMSY) . ii) Regarding registration in NFD, DFDO was instructed to create awareness among all stakeholders. In this connections , DPM, ASRLM was requested to take necessary steps for registration of all SHG s related to Fishery sector. iii) The DFDO was instructed to expedite the progress of schemes under RIDF- XXVI for the year 2021-22 and submit pending Utilization Certificate alongwith fund demand before 31 March, 2025. iv) The chairperson informed that DFDO should take necessary steps for Scientific Fish Farming, pisciculture in the Amrit Sarovar located Forest villages under DFO, Parbatjhora and Kachugaon Div. | DFDO, Kokrajhar DPM,ASRLM DFDO, Kokrajhar, DFO, Parbatjhora & Kachugaon |

| | | | |
|----|--|---|--|
| 36 | T&D Branch, DC's Office, Kokrajhar | <p>i) The house reviewed the ongoing physical progress of works under AAGY/MLAAD/MPLAAD/Assam Darshan/Untied fund, etc.</p> <p>ii) The chairperson also reviewed the current status of flagship schemes like Manjhi Than, ITFC (Brahma Mandir and bathou Thansali) Orunodoi 3.0., MMUA etc .</p> <p>iii) It was instructed to ADC(Dev.), EE,PWD (RR) and EE ,PWD(BLDG) to expedite the progress of schemes under Untied Fund so that all the works will be completed within the stipulated time.</p> <p>iii) All BDOs were instructed to submit the pending Plan & Estimate of Untied Fund, Assam Darshan etc as earliest as possible.</p> <p>iv) The chair also instructed to complete the construction of Sabha Ghars and submit UC to govt. as earliest.</p> | ADC(Dev), EE,PWD (RR) and EE ,PWD(BLDG) All BDOs |
|----|--|---|--|

General Instruction By the Chairperson

- > As per information provided by DDM, NABARAD, the HoDs of Agriculture, Soil Conservation, Irrigation, Fishery were instructed to expedite the completion of works under RIDFXXV to RIDFXXIX funded by NABARAD and submit utilization certificated on or 31 march, 2025 .

The meeting ended with a vote of thanks from the chair.


Secretary, BTR,
& District Commissioner
Kokrajhar.

Memo No. KDP.22/2022/ (A)

Dated Kokrajhar, the ____/2025

Copy to:-

1. The Special Commissioner & Secretary to the Govt. of Assam, T&D Deptt., for favour of kind Information.
2. The Principal Secretary, BTC, Kokrajhar for favour of his kind Information.
3. The Addl. Secretary to the Govt. Of Assam, T & D Deptt., Dispur, Guwahati-6 for information.
4. The Chief of Division, E&M Division, T & D Deptt., Dispur, Guwahati-6 for information.
5. The Members of DDC, Kokrajhar for information & necessary action.
6. The DIO, NIC, Kokrajhar with a request to upload minutes of the meeting in district website.













Secretary, BTR,
& District Commissioner
Kokrajhar.

**MEMBERS PRESENT IN THE MEETING OF DISTRICT DEVELOPMENT
COMMITTEE (DDC) ,KOKRAJHAR**







Date : 13th Feb, 2025





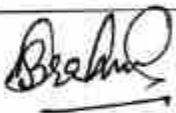


Time : 10.00 A.M.

Venue : Conference Hall, DC's Office, Kokrajhar

| Sl. | Name | Designation | Mobile No. | Signature |
|-----|-----------------------------|--|-------------|---|
| 1 | Smt. Masanda Pertin, IAS, | District Commissioner, Kokrajhar | 9827475502 |  |
| 2 | Nitya Binod Deka, ACS | ADC | 908642522 |  |
| 3 | W. Julam, ACS. | ADC | 98640-38246 |  |
| 4 | Kabita Deka, ACS | ADC | 9613861836 |  |
| 5 | Subashree Bhungab, ACS | AC | 9205638636 |  |
| 6 | Kuntal Purkayastha | DDM NABARD, Kokrajhar | 7035435847 |  |
| 7 | P.K. Thakar | LDM Kokrajhar | 9733224186 |  |
| 8 | Rita Rabha | DEEO(i/c), Kokrajhar | 9864647344 |  |
| 9 | Bichitra Birajya Narayan | DPM, ASR2M, Kokrajhar | 8638738302 |  |
| 10 | Ronkin Kakati | EE, APTI., Kokrajhar | |  |
| 11 | Ranjit Bhattacharya | Assistant Director of Sericulture, Kokrajhar | 9508776368 |  |

| Sl. | Name | Designation | Mobile No. | Signature |
|-----|--------------------------|---|----------------|--------------|
| 12 | Pranjit Brahma Choudhury | EE PWD Kokrajhar R/R Divi. Kok. | 94353 25621 | |
| 13 | Saurav Das | District Librarian, Kolarajhar | 7024800 47 | |
| 14 | Nisjoy Dasgupta | Sub. Divisional Sports officer | 91015509 45 | |
| 15 | Montu Das | D.S.C.O (I) Soil Conservation Kokrajhar | 8473895190 | M. L. D. |
| 16 | Nandip Roy | AGM (Project), APDCL | 7002265843 | 13.2.25 |
| 17 | Bimode Basumatary | ADA (DL), Kokrajhar (ex DAO) | 7086271575 | 13/02/25 |
| 18 | Mohit Basumatary | E.E. Irrigation Gossaigam. | 9954239311 | 13/02/25 |
| 19 | Rupeswar Brahma | EE (PHE) Gossaigam. | 9435701651 | |
| 20 | Hiren Raha | EE (PHE) Kokrajhar Div-1 | 7896049473 | 13/02/25 |
| 21 | Abrish Braumatary | DFO, Parbatjira Division Suyanjhar | 8011835455 | 13/02/25 |
| 22 | RAJESH KUMAR BRAHMA | E.E., Kokrajhar W-R. Division, Kokrajhar | 995483075 | 13.02.25 |

| | | | | |
|----|-------------------------------|--|-------------|--|
| 23 | Shrinendra Nath Basumatary | DFO, Kochugan Dist. Gersagan | 99154013302 | Atkatar |
| 24 | Jayanta K. Brahma. | D.F.O. Hattugan Division, Kokrajhar | 8638172422 | Je 13-02-25 |
| 25 | Parag Soranali. | Inspector, FDI/CA Kokrajhar. | 9957882576 |  13-02-25 |
| 26 | Alvina Nazari | AEE, PWD, Buildings | 8811830709 | An 13/2/25 |
| 27 | Bhresa Baro | JE, PWD, Building Kokrajhar | 7002352644 |  13/2/25 |
| 28 | Nagendra Islam | Supervisor, ITI. Kokrajhar (Secd) | 9101897897 | Islam 13/2/25 |
| 29 | Ratan Ch. Sarker | Joint Director of Eco. & Statistics, Kaj. | 9101858941 |  13/2/25 |
| 30 | Bhaskar Basumatary. | E.F, Kokrajhar East. Division (Injctn). | 9957574387 |  |
| 31 | Rupin Kumar Gosw | Supr. of State Tap | 8409717108 | L. |
| 32 | Manik Muktahary | EEPND(E) Kaj Dmu | 8761812842 |  |
| 33 | Nitish Das | DFO | 9401333027 |  |

| Sl. | Name | Designation | Mobile No. | Signature |
|-----|-----------------------|-------------------------------------|----------------|---|
| 34 | Kajal Nande | DDM, NHU | 9495029066 |  |
| 35 | Dr. Menamohan Mondal | 1/2 J.L.D.S Kok | 9864143596 |  |
| 36 | Dilip Sarker | Forest Range Officer Gossaigaon | 9435322542 |  |
| 37 | Nayamoni Das | PWD (NH), Abhaupuri Sub-division | 8638600563 |  |
| 38 | Dr. Tufan Ch. Bhowmik | D.V.O., Kokrajhar | 9957962193 |  |
| 39 | Jagmohi Daimary | DHO, HST, Kokrajhar | 7002942871 |  |
| 40 | Vipriya Brahma | CHD, Museum, Bhausa 89. | 986479223 |  |
| 41 | Jayanta Sarma | CHD Tourism | 89862 87564 |  |
| 42 | J. Kherkatary | DRS, Kij | |  |
| 43 | Dhajas Barman | S.T.O. Kokrajhar. | 8139005153 |  13/2 |

| Sl. | Name | Designation | Mobile No. | Signature |
|-----|--------------------------|--|----------------|-------------|
| 45 | Nachajeebun Basumatary | Labour Inspector, Kof. | 9435399588 | |
| 46 | AJAY KR BAYAL | Supdt of Excise, Kui | 94350 70391 | |
| 47 | Daji Basumatary | DNC, DHEW, KOK WCD | 8876020894 | |
| 48 | Imab Anabara | DC, DHEW, Kok W & CD Dept. | 8986286419 | |
| 49 | Nishani Narzary | DCO, Poshan DSCO, Kokrajhar. | 9678419566 | 13/2/25 |
| 50 | Laijung Narzary | UDA- cum- Acct. o/o the DSWD, Kokrajhar | 838979460 | 13/2/25 |
| 51 | Detsung Ko Basumatary | Asst. Manager, DICC, Kokrajhar | 8486981258 | |
| 52 | Ranjana Harzary | GM(o) DICC Kokrajhar. | 9435026917 | |
| 53 | Hur Islam Poramanik | District Programmer MB, SSA, Kokrajhar | 94353 29003 | 13/2/25 |
| 54 | | | | |

Annexure - A

Monthly status of Fund receipt and utilisation for the month ofYear.....

A. For Scheme : Funds received.

| Sl No | Admin Dept | Name of Scheme (Implementation Agency) | PFMS codes SLS Code | Category CS/CSS/State/EAP etc | Opening Balance with CAN SNA/others-as applicable | | Opening Balance with the District/Council/Others-as applicable | | Current Year Allocation to District | | Fund received in the current Year | | Total funds available for Scheme | Funds utilised till now Amount & (% in bracket) | | Amount for which Ucs are pending at the end of previous year | Utilisation Certificate submitted against total available funds for the current year | Amount for which Ucs as pending as on date | | Remarks |
|-------|------------|--|---------------------|-------------------------------|---|-------------|--|-------------|-------------------------------------|-------------|-----------------------------------|-------------|----------------------------------|---|-------------|--|--|--|-----------------|---------|
| | | | | | Central Share | State Share | Central Share | State Share | Central Share | State Share | Central Share | State Share | | Central Share | State Share | | | Of Previous Year | Of Current Year | |
| 1 | 2 | 3 | 4 | 5 | 6 | 7 | 8 | 9 | 10 | 11 | 12 | 13 | 14 | 15 | 16 | 17 | 18 | 19 | 20 | 21 |
| 1 | APDCL | APDCL | | | | | | | | | | | | | | | | | | NA |
| | | | | | | | | | | | | | | | | | | | | NA |
| | | | | | | | | | | | | | | | | | | | | NA |
| | | | | | | | | | | | | | | | | | | | | NA |
| | | | | | | | | | | | | | | | | | | | | NA |

*= will be provided by the HOD/Concerned Agenc. PMFS : Public Finance Management System; SLS : State Linked Scheme-State Code

Annexure - B

B. Scheme for which no funds are received by the District/Council: For (Please visit <https://www.indabudget.gov.in/index.php> and concerned Ministry / Department website to know the list of Central schemes of current and previous year

| Sl. No. | Administrative Department | Scheme Name | Reasons | Remarks if any |
|---------|---------------------------|-------------|---------|----------------|
| | | | | NA |
| | | | | NA |
| | | | | NA |

Annexure - A

Monthly status of Fund receipt and utilisation for the month ofYear FY 2024-25

A. For Scheme : Funds received.

| Sl No | Admin Dept | Name of Scheme (Implementation Agency) | PFMS codes SLS Code | Category CS/CSS /State/E AP etc | Opening Balance with CAN SNA/others-as applicable | | Opening Balance with the District/Council /Others-as applicable | | Current Year Allocation to District | | Fund received in the current Year | | Total funds available for Scheme | Funds utilised till now Amount & (% in bracket) | | Amount for which Ucs are pending at the end of previous year | Utilisation Certificate submitted against total available funds for the current year | Amount for which Ucs as pending as on date | | Closing Balance |
|-------|------------|--|---------------------|---------------------------------|---|-------------|---|-------------|-------------------------------------|-------------|-----------------------------------|-------------|----------------------------------|---|-------------|--|--|--|-----------------|-----------------|
| | | | | | Central Share | State Share | Central Share | State Share | Central Share | State Share | Central Share | State Share | | Central Share | State Share | | | Of Previous Year | Of Current Year | |
| 1 | 2 | 3 | 4 | 5 | 6 | 7 | 8 | 9 | 10 | 11 | 12 | 13 | 14 | 15 | 16 | 17 | 18 | 19 | 20 | |
| | P&RD | NRLM | | | 0 | 0 | 0 | 0 | 31572383 | | 31572383 | | 31572383 | 30315232 | | | | | | 1257151 |
| | P&RD | DDU-GKY | | | | | | | 2155771 | | 2155771 | | 2155771 | 2135440 | | | | | | 20331 |
| | | | | | | | | | | | | | | | | | | | | |
| | | | | | | | | | | | | | | | | | | | | |

*= will be provided by the HOD/Concerned Agenc. PMFS : Public Finance Management System; SLS : State Linked Scheme-State Code

Annexure - B

Scheme for which no funds are received by the District/Council. For (Please visit <https://www.indabudget.gov.in/index.php> and concerned Ministry / Department website to know the list of Central schemes of current and previous year)

| Sl. No. | Administrative Department | Scheme Name | Reasons | Remarks if any |
|---------|---------------------------|-------------|---------|----------------|
| | | | | |
| | | | | |

Annexure - A

Monthly status of Fund receipt and utilisation for the month of Oct 2024

A. For Scheme : Funds received.

Rs. in Lakh

| Sl No | Admin Dept | Name of Scheme (Implementation Agency) | PFMS codes: SLS Code | Category CS/CSS/State/EAP etc | Opening Balance with CAN SNA/others-as applicable | | Opening Balance with the District/Council/Others-as applicable | | Current Year Allocation to District | | Fund received in the current Year | | Total funds available for Scheme | Funds utilised till now Amount & (% in bracket) | | Amount for which Ucs are pending at the end of previous year | Utilisation Certificate submitted against total available funds for the current year | Amount for which Ucs as pending as on date | | Remarks |
|-------|-------------|--|----------------------|-------------------------------|---|-------------|--|-------------|-------------------------------------|-------------|-----------------------------------|-------------|----------------------------------|---|----------------|--|--|--|-----------------|---------|
| | | | | | Central Share | State Share | Central Share | State Share | Central Share | State Share | Central Share | State Share | | Central Share | State Share | | | Of Previous Year | Of Current Year | |
| 1 | 2 | 3 | 4 | 5 | 6 | 7 | 8 | 9 | 10 | 11 | 12 | 13 | 14 | 15 | 16 | 17 | 18 | 19 | 20 | 21 |
| 1 | Agriculture | ATMA | NA | CSS | NA | NA | 0.00 | 0.00 | 5.10 | 0 | 5.10 | 0 | 5.10 | 3.20 (65%) | 0 | 0 | 0 | 1.90 | 0.00 | |
| | | PM-KISAN | NA | CS | NA | NA | 4.0208 | — | 2.00 | — | 2.00 | — | 6.0208 | | 2.5711 (47.7%) | | | | | |
| | | | | | | | | | | | | | | | | | | | | |
| | | | | | | | | | | | | | | | | | | | | |

*# will be provided by the HOD/Concerned Agency. PFMS : Public Finance Management System; SLS : State Linked Scheme-State Code

Annexure - B

B. Scheme for which no funds are received by the District/Council. For (Please visit <https://www.indiabudget.gov.in/index.php> and concerned Ministry / Department website to know the list of Central schemes of current and previous year.

| Sl. No. | Administrative Department | Scheme Name | Reasons | Remarks if any |
|---------|---------------------------|------------------|--|----------------|
| 1 | Agriculture | NFSM/SNF (State) | Only inputs are supplied to the District | |
| | | NFSM/SNF (BTC) | | |
| | | RKVY (BTC) | | |
| | | SOPD (BTC) | | |
| | | HMNEH (State) | | |

District Agriculture Officer,
Kokrajhar

| Sl. No. | Admin. Dept. | Name of Schme | Works sanctioned in the current | Progress of Current Year works/Services-Categorise number of works based on the stage of physical progress | | | | | | |
|--|--------------|---|---------------------------------|--|--------|--------|--------|-------|-------------|-------------|
| | | | | 100% | 75-99% | 50-74% | 25-49% | 1-25% | Not started | |
| 1 | Agriculture | Distribution of Ground NutSeed (Var. Vijetha) under NFSM (BTC) | 504 Qtl | 100% | | | | | | |
| | | Distribution of Watermelon Seed (Var. Jigna Gola) under RKVY-BTC. | 25.20 Kg | 100% | | | | | | |
| | | Distribution of Hybrid Summer Veg. Kit under RKVY-BTC. | 1100 nos. | 100% | | | | | | |
| | | Distribution of Green Gram seed (Var. Pusa 1372) under RKVY-BTC. | 44.225 Qtl | 100% | | | | | | |
| | | Distribution of Hybrid Paddy seed (Var. Fatty) under RKVY-BTC. | 6.3 Qtl | 100% | | | | | | |
| | | Distribution of Turmeric Rhizome (Var:Lakadang) under SOPD-BTC | 275.0 Qtl | 100% | | | | | | |
| | | Distribution of Hy-Maize Seed (Var. HQPM-1) under SOPD-BTC | 90.0 Qtl | 100% | | | | | | |
| | | Distribution of Battery Operated Hand Sprayer under SOPD-BTC | 1100 nos. | 100% | | | | | | |
| | | Distribution of Power Tiller under HMNEH | 65 nos. | 100% | | | | | | |
| | | Distribution of Plastic Mulching under HMNEH | 3740 Kgs | 100% | | | | | | |
| | | Distribution of UV film under HMNEH | 1320 Kgs | 100% | | | | | | |
| | | Distribution of UV film under HMNEH | 720 Kgs | | | | | | | not started |
| | | Distribution of Chaff Cutter under HMNEH | 20 nos | | | | | | | not started |
| | | Distribution of Shade Net under HMNEH | 5400 sqm | | | | | | | not started |
| | | Distribution of HDEP Vermi Bed under HMNEH | 130 nos | 100% | | | | | | |
| | | Distribution of Tuberosse Bulb under Floriculture Mission | 744000 nos. | 100% | | | | | | |
| | | Distribution of TC Anthurium plants under Floriculture Mission | 2800 nos. | 100% | | | | | | |
| | | Distribution of Millet Seed (Chattisgarh Ragi-3 & Marua Dhan-1) under RKVY-State (Millet Mission) | 12.0 Qtl | 100% | | | | | | |
| | | Distribution of Azadiractin under RKVY-State (Millet Mission) | 200.0 Lt | 100% | | | | | | |
| Distribution of Liquid NPK under RKVY-State (Millet Mission) | 400 Lt | 100% | | | | | | | | |

| Sl. No. | Admin. Dept. | Name of Scheme | Works sanctioned in the current | Progress of Current Year works/Services-Categorise number of works based on the stage of physical progress | | | | | | |
|---|--------------|---|---------------------------------|--|--------|--------|--------|--------|-------------|--|
| | | | | 100% | 75-99% | 50-74% | 25-49% | 1-25% | Not started | |
| 1 | Agriculture | Distribution of Vermi Compost under RKVY-State (Millet Mission) | 307.5 Qtl | 100% | | | | | | |
| | | Distribution of Fodder Maize seed under RKVY-State | 507.6 Qt | | | | 30.00% | | | |
| | | Distribution of Hybride Maize Seed under Disaster Management | 5.13 Qtl | | | | | 15% | | |
| | | Sali Paddy Demonstration under ATMA | 20 nos. | 100% | | | | | | |
| | | Piggery & goatery Demo. under ATMA | 28 nos. | | 78% | | | | | |
| | | Capacity building training under ATMA | 20 nos | | | 60% | | | | |
| | | Farmers Training (within District) under ATMA | 20 nos | | | 55% | | | | |
| | | Paddy Procurement (KMS-I,2023-24) | 15500 MT | | | | | 28.70% | | |
| | | Paddy Procurement (KMS-II,2024) | 1800 MT | above 100% | | | | | | |
| | | Mustard Procurement (Rabi,2024) | 800 MT | | | 58.30% | | | | |
| | | PMFBY, Rabi-2023-24 (Mustard, Potato & Summer Paddy) | 25000 nos. | | | | | 35.00% | | |
| PMFBY, Kharif-2024 (Jute, Sali Paddy & Blackgram) | 11000 nos. | above 100% | | | | | | | | |

District Agriculture Officer,
Kokrajhar

Physical Progress of Works under different Schemes/Programmes/Projects across Departments of Previous Year

| Sl. No. | Admin. Dept. | Name of Scheme | pending as on the last date of previous | Number of Years delayed for completion - as on the last date of last Financial Year-Categorise works based on the stage of | | | | | Progress of pending works of previous years pending as on the last date of last financial Year-Categorise works based on the stage of | | | | | |
|---------|--------------|----------------|---|--|----------------|----------------|---------|-------|---|--------|--------------------------|--------|-------|-------------|
| | | | | Less than 1 Yr | >=1 to <=2 Yrs | >=3 to <=4 Yrs | >=5 Yrs | Total | 100% | 75-99% | physical progress 50-74% | 25-49% | 1-25% | Not started |
| 1 | Agriculture | NFSM (State) | Nil | | | | | | | | | | | |
| | | NFSM (BTC) | Nil | | | | | | | | | | | |
| | | RKVY (BTC) | Nil | | | | | | | | | | | |
| | | SOPD (BTC) | Nil | | | | | | | | | | | |
| | | HMNEH (State) | Nil | | | | | | | | | | | |

District Agriculture Officer,
Kokrajhar

Monthly status of Fund receipt and utilisation for the month of Aug & Sept. Year 2024

A. For Scheme : Funds received.

| Sl No | Admin Dept | Name of Scheme (Implementation Agency) | PFMS codes SLS Code | Category CS/CSS/State/EAP etc | Opening Balance with CAN SNA/others-as applicable | | Opening Balance with the District/Council/Others-as applicable | | Current Year Allocation to District | | Fund received in the current Year | | Total funds available for Scheme | Funds utilised till now Amount & (% in bracket) | | Amount for which Ucs are pending at the end of previous year | Utilisation Certificate submitted against total available funds for the current year | Amount for which Ucs as pending as on date | | Remarks |
|-------|-------------------------------------|--|---------------------|-------------------------------|---|-------------|--|-------------|-------------------------------------|-------------|-----------------------------------|-------------|----------------------------------|---|-------------|--|--|--|-------------|---------|
| | | | | | Central Share | State Share | Central Share | State Share | Central Share | State Share | Central Share | State Share | | Central Share | State Share | | | Central Share | State Share | |
| 1 | 2 | 3 | 4 | 5 | 6 | 7 | 8 | 9 | 10 | 11 | 12 | 13 | 14 | 15 | 16 | 17 | 18 | 19 | 20 | 21 |
| | Env. & Forest, Deptt. Of BTC, Assam | Nil | NA | NA | NA | NA | NA | NA | NA | NA | NA | NA | NA | NA | NA | NA | NA | NA | NA | - |

*= will be provided by the HOD/Concerned Agenc. PMFS : Public Finance Management System; SLS : State Linked Scheme-State Code

B. Scheme for which no funds are received by the District/Council: For (Please visit <https://www.indiabudget.gov.in/index.php> and concerned Ministry / Department website to know the list of Central schemes of current and previous year

| Sl. No. | Administrative Department | Scheme Name | Reasons | Remarks if any |
|---------|-------------------------------------|-------------|---------|----------------|
| | Env. & Forest, Deptt. Of BTC, Assam | Nil | NA | NA |

Monthly status of Fund receipt and utilisation for the month of October/2024 Under Parbatjhora Division, Suparighat

A. For Scheme : Funds received.

| Sl No | Admin Dept | Name of Scheme (Implementation Agency) | PFMS codes SLS Code | Category CS/CSS/State/EAP etc | Opening Balance with CAN SNA/others-as applicable | | Opening Balance with the District/Council/Others-as applicable | | Current Year Allocation to District | | Fund received in the current Year | | Total funds available for Scheme | Funds utilised till now Amount & (% in bracket) | | Amount for which Ucs are pending at the end of previous year | Utilisation Certificate submitted against total available funds for the current year | Amount for which Ucs as pending as on date | | Remarks |
|-------|------------|---|---------------------|-------------------------------|---|-------------|--|-------------|-------------------------------------|-------------|-----------------------------------|-------------|----------------------------------|---|-------------|--|--|--|-----------------|---------|
| | | | | | Central Share | State Share | Central Share | State Share | Central Share | State Share | Central Share | State Share | | Central Share | State Share | | | Of Previous Year | Of Current Year | |
| 1 | 2 | 3 | 4 | 5 | 6 | 7 | 8 | 9 | 10 | 11 | 12 | 13 | 14 | 15 | 16 | 17 | 18 | 19 | 20 | 21 |
| 1 | Forest | Integrated Development of Wildlife Habitats Assam | | CSS | | | | | 6888300 | 765400 | 6888300 | 765400 | 7653700 | 70% | 70% | Nil | Nil | Nil | Nil | |

*4 will be provided by the HOD/Concerned Agency. PMFS : Public Finance Management System, SLS : State Linked Scheme-State Code

B. Scheme for which no funds are received by the District/Council: For (Please visit <http://www.indiabudget.gov.in/index.php> and concerned Ministry / Department website to know the list of Central schemes of current and previous year)

| Sl. No. | Administrative Department | Scheme Name | Reasons | Remarks if any |
|---------|---------------------------|-------------|---------|----------------|
| | Nil | Nil | Nil | Nil |
| | | | | |
| | | | | |

Physical Progress of Works under different Schemes/Programmes/Projects across Departments - of Current Year 2024-25

| Sl. No. | Admin. Dept. | Name of Scheme | Number of Works sanctioned in the current year | Progress of Current Year works/Services-Categorise number of works based on the stage of physical progress | | | | | | |
|---------|--------------|----------------|--|--|--------|--------|--------|-------|-------------|--|
| | | | | 100% | 75-99% | 50-74% | 25-49% | 1-25% | Not started | |
| 1 | Forest | CAMPA | 2 Nos. of Plantation Works | √ | | | | | | |

Monthly status of Fund receipt and utilisation for the month ofYear.....

A. For Scheme : Funds received.

| Sl No | Admin Dept | Name of Scheme (Implementation Agency) | PFMS codes SLS Code | Category CS/CSS/State/EAP etc | Opening Balance with CAN SNA/others-as-applicable | | Opening Balance with the District/Council/Others-as applicable | | Current Year Allocation to District | | Fund received in the current Year | | Total funds available for Scheme | Funds utilised till now Amount & (% in bracket | | Amount for which Ucs are pending at the end of previous year | Utilisation Certificate submitted against total available funds for the current year | Amount for which Ucs as pending as on date | | Remarks |
|-------|------------|--|---------------------|-------------------------------|---|-------------|--|-------------|-------------------------------------|-------------|-----------------------------------|-------------|----------------------------------|--|-------------|--|--|--|-----------------|---------|
| | | | | | Central Share | State Share | Central Share | State Share | Central Share | State Share | Central Share | State Share | | Central Share | State Share | | | Of Previous Year | Of Current Year | |
| 1 | 2 | 3 | 4 | 5 | 6 | 7 | 8 | 9 | 10 | 11 | 12 | 13 | 14 | 15 | 16 | 17 | 18 | 19 | 20 | 21 |
| | | | | | | | | | | | | | | | | | | | | |
| | | | | | | | | | | | | | | | | | | | | |
| | | | | | | | | | | | | | | | | | | | | |
| | | | | | | | | | | | | | | | | | | | | |

*= will be provided by the HOD/Concerned Agenc. PMFS : Public Finance Management System; SLS : State Linked Scheme-State Code

B. Scheme for which no funds are received by the District/Council: For (Please visit <https://www.indabudget.gov.in/index.php> and concerned Ministry / Department website to know the list of Central-schemes of current and previous year

| Sl. No. | Administrative Department | Scheme Name | Reasons | Remarks if any |
|---------|---------------------------|-------------|---------|----------------|
| | | | | |
| | | | | |
| | | | | |

Annexure - C

Physical Progress of Works under different Schemes/Programmes/Projects across Departments - of Current Year

| Sl. No. | Admin. Dept. | Name of Scheme | Number of Works sanctioned in the current year | 100% | 75-99% | 50-74% | 25-49% | 1-25% | Not started | |
|---------|--------------------------------|----------------|--|---------|--------|--------|--------|-------|-------------|--------------------------------|
| 1 | Industries and Commerce & P.E. | PMEGP | Physical Target-50 | 126.00% | | | | | | 63 Nos. of Sanction Received. |
| 2 | Industries and Commerce & P.E. | PMFME | Physical Target-244 | | | | | 0.37% | | 1 Nos. of Sanctioned Received. |

Annexure - A

Monthly status of Fund receipt and utilisation for the month of Oct,2024

A. For Scheme : Funds received.

| Sl No | Admin Dept | Name of Scheme (Implementation Agency) | PFMS codes SLS Code | Category CS/CSS/State/EAP etc | Opening Balance with CAN SNA/others-as applicable | | Opening Balance with the District/Council/Others-as applicable | | Current Year Allocation to District | | Fund received in the current Year | | Total funds available for Scheme | Funds utilised till now Amount & (% in bracket) | | Amount for which Ucs are pending at the end of previous year | Utilisation Certificate submitted against total available funds for the current year | Amount for which Ucs as pending as on date | | Remarks |
|-------|------------|--|---------------------|-------------------------------|---|-------------|--|-------------|-------------------------------------|-------------|-----------------------------------|-------------|----------------------------------|---|-------------|--|--|--|-----------------|---------|
| | | | | | Central Share | State Share | Central Share | State Share | Central Share | State Share | Central Share | State Share | | Central Share | State Share | | | Of Previous Year | Of Current Year | |
| 1 | 2 | 3 | 4 | 5 | 6 | 7 | 8 | 9 | 10 | 11 | 12 | 13 | 14 | 15 | 16 | 17 | 18 | 19 | 20 | 21 |
| | DRDA | MGNREGA | | NIL | NIL | NIL | NIL | NIL | NIL | NIL | NIL | NIL | NIL | NIL | NIL | NIL | NIL | NIL | NIL | NIL |
| | | PMAY(G) | | NIL | NIL | NIL | NIL | NIL | NIL | NIL | NIL | NIL | NIL | NIL | NIL | NIL | NIL | NIL | NIL | NIL |

*= will be provided by the HOD/Concerned Agenc. PMFS : Public Finance Management System; SLS : State Linked Scheme-State Code

Annexure - B

B. Scheme for which no funds are received by the District/Council. For (Please visit <https://www.indabudget.gov.in/index.php> and concerned Ministry / Department website to know the list of Central schemes of current and previous year

| Sl. No. | Administrative Department | Scheme Name | Reasons | Remarks if any |
|---------|---------------------------|-------------|---------|----------------|
| | | | | |
| | | | | |
| | | | | |

Annexure - C

Physical Progress of Works under different Schemes/Programmes/Projects across Departments - of Current Year

| Sl. No. | Admin. Dept. | Name of Scheme | Number of Works sanctioned in the current year | Progress of Current Year works/Services-Categorise number of works based on the stage of physical progress | | | | | |
|---------|--------------|----------------|--|--|--------|--------|--------|-------|-------------|
| | | | | 100% | 75-99% | 50-74% | 25-49% | 1-25% | Not started |
| | P&RD DRDA | PMAY-G | 4902 | | 5 | 496 | 3401 | 1000 | |
| | | MGNREGA | 9565 | 1715 | 471 | 1094 | 16570 | 4710 | |

Annexure - D

Physical Progress of Works under different Schemes/Programmes/Projects across Departments - of Previous Year

| Sl. No. | Admin. Dept. | Name of Scheme | of works pending as on the last date of previous | of last Financial Year-Categorise works based on the delay in | | | | | Progress of Pending works of previous years pending as on the last date of last Financial Year-Categorise works based on the stage of physical progress | | | | | |
|---------|--------------|----------------|--|---|---------------|---------------|-----|-------|---|--------|--------|--------|-------|-------------|
| | | | | Less than 1 Yr | >=1 to <3 Yrs | >=3 to <5 Yrs | >=5 | Total | 100% | 75-99% | 50-74% | 25-49% | 1-25% | Not started |
| | P&RD DRDA | PMAY-G | 3116 | 2275 | 813 | 128 | 0 | 3216 | | 973 | 1392 | 686 | 165 | |
| | P&RD DRDA | MGNREGA | 7850 | 4710 | 3140 | - | - | 7850 | 2198 | 560 | 382 | - | - | |

| Admin Dept | Name of Scheme (Implementation Agency) | PFMS codes SLS Code | Category CS/CSS/State/EAP etc | Opening Balance with CAN SNA/others-as applicable | | Opening Balance with the District/Council/Others-as applicable | | Current Year Allocation to District | | Fund received in the current Year | | Total funds available for Scheme | Funds utilised till now Amount & (% in bracket) | | Amount for which Ucs are pending at the end of previous year | Utilisation Certificate submitted against total available funds for the current year | Amount for which Ucs as pending as on date | |
|------------|--|---------------------|-------------------------------|---|-------------|--|-------------|-------------------------------------|-------------|-----------------------------------|-------------|----------------------------------|---|-------------|--|--|--|-----------------|
| | | | | Central Share | State Share | Central Share | State Share | Central Share | State Share | Central Share | State Share | | Central Share | State Share | | | Of Previous Year | Of Current Year |
| 2 | 3 | 4 | 5 | 6 | 7 | 8 | 9 | 10 | 11 | 12 | 13 | 14 | 15 | 16 | 17 | 18 | 19 | 20 |
| Education | Annual School Grant (Samagra Shiksha) | ASKK00000016 | CSS | 0 | 0 | 0 | 0 | 110.212 | | 110.212 | | 110.2125 | 110.2125 | | No | Yes | No | No |
| Education | Certification | ASKK00000016 | CSS | | | | | 5.639 | | 5.639 | | 5.639 | 5.639 | | No | Yes | No | No |
| Education | SMC Quarterly | ASKK00000016 | CSS | 0 | | | | 3.03 | | 3.03 | | 3.03 | 3.03 | | No | Yes | No | No |
| Education | CWSN | ASKK00000016 | CSS | 0 | | | | 14.46 | | 14.46 | | 14.46 | 14.46 | | No | Yes | No | No |
| Education | | ASKK00000016 | CSS | 0 | | | | | | | | 0 | 0 | | No | Yes | No | No |
| Education | KGBV | ASKK00000016 | CSS | 0 | | | | 59.92 | | 59.92 | | 59.92 | 59.92 | | No | Yes | No | No |
| Education | ST | ASKK00000016 | CSS | 0 | | | | 33.596 | | 33.596 | | 33.596 | 33.596 | | No | Yes | No | No |
| Education | Grant (PM SHRI Schhol) | ASKK00000016 | CSS | 0 | | | | 17.982 | | 17.982 | | 17.982 | 17.982 | | No | Yes | No | No |
| Education | Annual School Grant (PM SHRI School) | ASKK00000016 | CSS | 0 | | | | 8.875 | | 8.875 | | 8.875 | 8.875 | | No | Yes | No | No |
| Education | SHRI School) | ASKK00000017 | CSS | 0 | | | | 52.72 | | 52.72 | | 52.72 | 52.72 | | No | Yes | No | No |
| Education | CIVIL | ASKK00000016 | CSS | 0 | | | | 116.1 | | 116.1 | | 116.1 | 116.1 | | No | Yes | No | No |

| Sl. No. | Administrative Department | Scheme Name | Reasons | Remarks if any |
|---------|---------------------------|-------------|---------|----------------|
| | | | | |
| | | | | |
| | | | | |

Monthly status of Fund receipt and utilisation for the month of October, year 2024

A. For Scheme : Funds received.

| Sl No | Admin Dept | Name of Scheme (Implementation Agency) | PFMS codes SLS Code | Category CS/CSS/State/EAP etc | Opening Balance with CAN SNA/others-as applicable | | Opening Balance with the District/Council/ Others-as applicable | | Current Year Allocation to District | | Fund received in the current Year | | Total funds available for Scheme | Funds utilised till now Amount & (% in bracket) | | Amount for which Ucs are pending at the end of previous year | Utilisation Certificate submitted against total available funds for the current year | Amount for which Ucs as pending as on date | | Remarks |
|-------|-------------|--|---------------------|-------------------------------|---|-------------|---|-------------|-------------------------------------|-------------|-----------------------------------|-------------|----------------------------------|---|-------------|--|--|--|-----------------|---------|
| | | | | | Central Share | State Share | Central Share | State Share | Central Share | State Share | Central Share | State Share | | Central Share | State Share | | | Of Previous Year | Of Current Year | |
| 1 | 2 | 3 | 4 | 5 | 6 | 7 | 8 | 9 | 10 | 11 | 12 | 13 | 14 | 15 | 16 | 17 | 18 | 19 | 20 | 21 |
| 1 | Agriculture | | | | | | | | | | | | | | | | | | | |
| | | | | | | | | | | | | | | | | | | | | |
| | | | | | | | | | | | | | | | | | | | | |
| | | | | | | | | | | | | | | | | | | | | |

*= will be provided by the HOD/Concerned Agenc. PMFS : Public Finance Management System; SLS : State Linked Scheme-State Code

Annexure - B

B. Scheme for which no funds are received by the District/Council: For (Please visit <https://www.indabudget.gov.in/index.php> and concerned Ministry / Department website to know the list of Central schemes of current and previous year

| Sl. No. | Administrative Department | Scheme Name | Reasons | Remarks if any |
|---------|---------------------------|---|---|----------------|
| 01 | Agriculture | RIDF (Installation of STW with solar pumpset) | Scheme is executed only, payment made by HQ | |
| | | RIDF (Installation of STW with diesel pumpset) | | |
| | | RIDF (Knowledge centre) | | |
| | | SMAM (VLFMB) | | |
| | | SMAM (Individual agricultural machinery) | | |
| | | RIDF XXIX (Commissioning of solar pumpset) | | |
| | | RIDF XXX (Installation of STW with solar pumpset) | | |

Executive Engineer,
Agriculture, BTC, Kokrajhar

Annexure - C

Physical Progress of Works under different Schemes/Programmes/Projects across Departments - of Current Year

| Sl. No | Admin. Dept. | Name of Schme. | Number of Works sanctioned in the current year | Progress of Current Year works/Services-Categorise number of works based on the stage of physical progress | | | | | | |
|--------|--------------|---|--|--|--------|--------|--------|-------|-------------|---|
| | | | | 100% | 75-99% | 50-74% | 25-49% | 1-25% | Not started | |
| 1 | Agriculture | RIDF (Installation of STW with solar pumpset) | 660 | - | ✓ | - | - | - | - | - |
| | | RIDF (Installation of STW with diesel pumpset) | 87 | - | ✓ | - | - | - | - | - |
| | | RIDF (Knowledge centre) | 03 | - | ✓ | - | - | - | - | - |
| | | SMAM (VLFMB) | 03 | - | - | - | - | ✓ | - | - |
| | | SMAM (Individual agricultural machinery) | 21 | - | - | ✓ | - | - | - | - |
| | | APART (ADO) | 05 | ✓ | - | - | - | - | - | - |
| | | RIDF XXIX (Commissioning of solar pumpset) | 103 | - | - | ✓ | - | - | - | - |
| | | RIDF XXX (Installation of STW with solar pumpset) | 100 | - | - | - | - | - | - | - |

Executive Engineer,
Agriculture, BTC, Kokrajhar

Physical Progress of Works under different Schemes/Programmes/Projects across Departments - of Previous Year

| Sl. No. | Admin. Dept. | Name of Scheme | Total number of works pending as on the last date of previous Financial Year | Number of Years delayed for completion - as on the last date of last Financial Year-Categorise works based on the delay in completion | | | | | Progress of Pending works of Previous Years pending as on the last date of last financial Year-Categorise works based on the stage of physical progress | | | | | | |
|---------|--------------|---|--|---|---------------|---------------|-----|-------|---|--------|--------|--------|-------|-------------|---|
| | | | | Less than 1 Yr | >=1 to <3 Yrs | >=3 to <5 Yrs | >=5 | Total | 100% | 75-99% | 50-74% | 25-49% | 1-25% | Not started | |
| 1 | Agriculture | RIDF (Installation of STW with solar pumpset) | 46 | ✓ | - | - | - | - | - | - | - | - | - | ✓ | - |
| | | RIDF (Installation of STW with diesel pumpset) | Nil | ✓ | - | - | - | - | - | - | - | - | - | ✓ | - |
| | | RIDF (Knowledge centre) | 02 | ✓ | - | - | - | - | - | - | - | - | - | ✓ | - |
| | | SMAM (VLFMB) | Nil | - | - | - | - | - | ✓ | - | - | - | - | - | - |
| | | SMAM (Individual agricultural machinery) | Nil | - | - | - | - | - | ✓ | - | - | - | - | - | - |
| | | RIDF XXIX (Commissioning of solar pumpset) | Nil | - | - | - | - | - | - | - | - | - | - | - | - |
| | | RIDF XXX (Installation of STW with solar pumpset) | Nil | - | - | - | - | - | - | - | - | - | - | - | - |

Executive Engineer,
Agriculture, BTC, Kokrajhar

Monthly status of Fund receipt and utilisation for the month ofYear.....

A. For Scheme : Funds received.

| Sl No | Admin Dept | Name of Scheme (Implementation Agency) | PFMS codes SLS Code | Category CS/CSS/State/EAP etc | Opening Balance with CAN SNA/others-as-applicable | | Opening Balance with the District/Council/Others-as applicable | | Current Year Allocation to District | | Fund received in the current Year | | Total funds available for Scheme | Funds utilised till now Amount & (% in bracket) | | Amount for which Ucs are pending at the end of previous year | Utilisation Certificate submitted against total available funds for the current year | Amount for which Ucs as pending as on date | | Remarks |
|-------|---------------|---|---------------------|-------------------------------|---|-------------|--|-------------|-------------------------------------|-------------|-----------------------------------|-------------|----------------------------------|---|-------------|--|--|--|-----------------|---------|
| | | | | | Central Share | State Share | Central Share | State Share | Central Share | State Share | Central Share | State Share | | Central Share | State Share | | | Of Previous Year | Of Current Year | |
| 1 | 2 | 3 | 4 | 5 | 6 | 7 | 8 | 9 | 10 | 11 | 12 | 13 | 14 | 15 | 16 | 17 | 18 | 19 | 20 | 21 |
| 1 | Excise Deptt. | There is no Developmental schemes under Excise Deptt. | Nil | Nil | Nil | Nil | Nil | Nil | Nil | Nil | Nil | Nil | Nil | Nil | Nil | Nil | Nil | Nil | Nil | |

*= will be provided by the HOD/Concerned Agenc. PMFS : Public Finance Management System; SLS : State Linked Scheme-State Code

Annexure - B

B. Scheme for which no funds are received by the District/Council. For (Please visit <https://www.indabudget.gov.in/index.php> and concerned Ministry / Department website to know the list of Central schemes of current and previous year-

| Sl. No. | Administrative Department | Scheme Name | Reasons | Remarks if any |
|---------|---------------------------|---|---------|----------------|
| 1 | Excise Department | There is no Developmental schemes under Excise Deptt. | Nil | |
| | | | | |
| | | | | |

Annexure - A

Monthly status of Fund receipt and utilisation for the month of October, Year 2024

A. For Scheme : Funds received.

| Sl No | Admin Dept | Name of Scheme (Implementation Agency) | PFMS codes SLS Code | Category CS/CSS/State/EAP etc | Opening Balance with CAN SNA/others-as applicable | | Opening Balance with the District/Council/Others-as applicable | | Current Year Allocation to District | | Fund received in the current Year | | Total funds available for Scheme | Funds utilised till now Amount & (% in bracket) | | Amount for which Ucs are pending at the end of previous year | Utilisation Certificate submitted against total available funds for the current year | Amount for which Ucs are pending as on date | |
|-------|--------------------|--|---------------------|-------------------------------|---|-------------|--|-------------|-------------------------------------|-------------|-----------------------------------|-------------|----------------------------------|---|-------------|--|--|---|-----------------|
| | | | | | Central Share | State Share | Central Share | State Share | Central Share | State Share | Central Share | State Share | | Central Share | State Share | | | Of Previous Year | Of Current Year |
| 1 | 2 | 3 | 4 | 5 | 6 | 7 | 8 | 9 | 10 | 11 | 12 | 13 | 14 | 15 | 16 | 17 | 18 | 19 | 20 |
| 1 | Fishery Department | Pradhan Mantri Matsya Sampada Yojana (PMMSY) | AS178 | CSS | Nil | NIL | NIL | NIL | 68.484 | 8.276 | 34.242 | 4.138 | 0 | 34.242 | 4.1380 | Nil | Nil | Nil | Nil |

*= will be provided by the HOD/Concerned Agency. PMFS : Public Finance Management System; SLS : State Linked Scheme-State Code

Annexure - B

B. Scheme for which no funds are received by the District/Council: For (Please visit <https://www.indabudget.gov.in/index.php> and concerned Ministry / Department website to know the list of Central schemes of current and previous year)

| Sl. No. | Administrative Department | Scheme Name | Reasons | Remarks if any |
|---------|---------------------------|-------------------------------|---------|---------------------------------------|
| 1 | Fishery | New Rearing Pond | | Started to release fund |
| 2 | | New Pond Construction | | Started to release fund |
| 3 | | Three Wheelers with Ice-Box | | Process Initiated to purchase Vehicle |
| 4 | | Livelihood Support to Fishers | | Started to release fund |

Annexure - C

Physical Progress of Works under different Schemes/Programmes/Projects across Departments - of Current Year

| Sl. No. | Admin. Dept. | Name of Schme | Number of Works sanctioned in the current year | Progress of Current Year works/Services-Categorise number of works based on the stage of physical progress | | | | | |
|---|--|--|--|--|--------|---------|--------|-------|-------------|
| | | | | 100% | 75-99% | 50-74% | 25-49% | 1-25% | Not started |
| Pradhan Mantri Matsya Sampada Yojana (PMMSY), 2022-23 | | | | | | | | | |
| 1 | Fishery Department | New Rearing pond | 6.00 Ha | 6.00 Ha | | | | | |
| 2 | | New pond construction | 6.00 Ha | 6.00 Ha | | | | | |
| 3 | | Inputs for fish farming | 6.00 Ha. | | | | | | 6.00 Ha. |
| | | Three Wheelers with Ice Box | 3.00 Nos. | | | | | | 3.00 Nos. |
| 9 | | Livelihood support to fishers | 200 Nos. | | | 147 Nos | | | |
| 12 | Assam Agri-Business and Rural Transformation Project (APART), 2023-24 | | | | | | | | |
| 13 | | Polyculture Demonstration Project , APART | 5.00 Ha | 5.00 Ha | | | | | |
| 14 | | High Yielding Variety Seed Rearing Unit, APART | 7.00 Ha | 7.00 Ha | | | | | |
| 15 | Beel Development under APART, 2023-24(Only Technical Sanction Accorded) | | | | | | | | |
| 16 | | Intibeel Development Management Committee | 5.50 Ha | | | | | | 5.50 Ha |
| 17 | | Kusumbeel Development Management Committee | 6.50 Ha. | | | | | | 6.50 Ha. |
| RIDF-XXVI, 2021-22 | | | | | | | | | |
| 17 | Fishery Department | Refrigerated Fish Transport Vehicle (Four Wheeler) | 2 Units | 2 units | | | | | |
| 18 | | Auto-Van with Ice Box (Three Wheeler) | 10 units | 5 units | | 5 Units | | | |

| | | | | | | | | |
|----|---------------------|--------|--|--|---------|--|--|--|
| 19 | Mini Fish Feed Mill | 1 unit | | | 1 Units | | | |
|----|---------------------|--------|--|--|---------|--|--|--|

Physical Progress of Works under different Schemes/Programmes/Projects across Departments - of Previous Year

| Sl. No. | Admin. Dept. | Name of Scheme | Total number of works pending as on the last date of previous Financial Year | Number of Years delayed for completion - as on the last date of last Financial Year-Categorise works based on the delay in completion | | | | | Progress of Pending works of Previous Years pending as on the last date of last financial Year-Categorise works based on the stage of physical progress | | | | | | |
|---------|--------------------|---|--|---|---------------|---------------|-----|-------|---|--------|--------|--------|-------|-------------|--|
| | | | | Less than 1 Yr | >=1 to <3 Yrs | >=3 to <5 Yrs | >=5 | Total | 100% | 75-99% | 50-74% | 25-49% | 1-25% | Not started | |
| 1 | Fishery Department | Mini Feed Mill under Pradhan Mantri Matsya Sampada Yojana (PMMSY) | 1 | 1 | NIL | NIL | NIL | 1 | | | 1 | | | | |

Annexure - A

Monthly status of Fund receipt and utilisation for the month of August, 2024

A. For Scheme : Funds received.

| Sl No | Admin Dept | Name of Scheme (Implementation Agency) | PFMS codes SLS Code | Category CS/CSS/State/EAP etc | Opening Balance with CAN SNA/others-as applicable | | Opening Balance with the District/Council/Others-as applicable | | Current Year Allocation to District | | Fund received in the current Year | | Total funds available for Scheme | Funds utilised till now Amount & (% in bracket) | | Amount for which Ucs are pending at the end of previous year | Utilisation Certificate submitted against total available funds for the current year | Amount for which Ucs as pending as on date | | Remarks |
|-------|---------------------|--|---------------------|-------------------------------|---|-------------|--|-------------|-------------------------------------|-------------|-----------------------------------|-------------|----------------------------------|---|-------------|--|--|--|-----------------|---------|
| | | | | | Central Share | State Share | Central Share | State Share | Central Share | State Share | Central Share | State Share | | Central Share | State Share | | | Of Previous Year | Of Current Year | |
| 1 | 2 | 3 | 4 | 5 | 6 | 7 | 8 | 9 | 10 | 11 | 12 | 13 | 14 | 15 | 16 | 17 | 18 | 19 | 20 | 21 |
| 1 | Handloom & Textiles | Nil | Nil | Nil | Nil | Nil | Nil | Nil | Nil | Nil | Nil | Nil | Nil | Nil | Nil | Nil | Nil | Nil | Nil | |

*= will be provided by the HOD/Concerned Agenc: PMFS : Public Finance Management System; SLS : State Linked Scheme-State Code

Annexure - B

B. Scheme for which no funds are received by the District/Council: For (Please visit <https://www.indiabudget.gov.in/index.php> and concerned Ministry / Department website to know the list of Central schemes of current and previous year

| Sl. No. | Administrative Department | Scheme Name | Reasons | Remarks if any |
|---------|---------------------------|-------------|----------------|----------------|
| 1 | Handloom & Textiles | Nil | Does not arise | |

Annexure - C

Physical Progress of Works under different Schemes/Programmes/Projects across Departments - of Current Year

| Sl. No. | Admin. Dept. | Name of Schme | Number of Works sanctioned in the current year | Progress of Current Year works/Services-Categorise number of works based on the stage of physical progress | | | | | | |
|---------|--------------------------------|---------------|--|--|--------|--------|--------|-------|-------------|--|
| | | | | 100% | 75-99% | 50-74% | 25-49% | 1-25% | Not started | |
| 1 | Handloom & Textiles, Kokrajhar | Nil | Nil | | | | | | | |

Physical Progress of Works under different Schemes/Programmes/Projects across Departments - of Previous Year

| Sl. No. | Admin. Dept. | Name of Scheme | Total number of works pending as on the last date of previous Financial Year 2023-24 | Number of Years delayed for completion - as on the last date of last Financial Year-Categorise works based on the delay in completion | | | | | Progress of Pending works of Previous Years pending as on the last date of last financial Year-Categorise works based on the stage of physical progress | | | | | | | |
|---------|--------------------------------|--|--|---|---------------|---------------|-----|-------|---|--------|--------|--------|-------|-------------|---|--|
| | | | | Less than 1 Yr | >=1 to <3 Yrs | >=3 to <5 Yrs | >=5 | Total | 100% | 75-99% | 50-74% | 25-49% | 1-25% | Not started | | |
| 1 | Handloom & Textiles, Kokrajhar | Distribution of Frame Loom with Jaquard to individual weavers for Economic Upliftment | 1 | √ | | | | | | | | | | | √ | |
| 2 | | Distribution of Frame Loom to pass out trainees of HTC for Self Employment | 1 | √ | | | | | √ | | | | | | | |
| 3 | | Distribution of Frame Loom with Jaquard to individual weavers for Economic Upliftment under Bodoland Handloom Mission, SOPD BTC for the year 2023-24 | 1 | √ | | | | | | | | √ | | | | |
| 4 | | Construction of Common Workshed under Bodoland Handloom Mission, SOPD BTC for the year 2023-24 | 2 | √ | | | | | | √ | | | | | | |

Monthly status of Fund receipt and utilisation for the month of September, Year-2024

A. For Scheme : Funds received.

| Sl No | Admin Dept | Name of Scheme (Implementation Agency) | PFMS codes SLS Code | Category CS/CS/State/EAP etc | Opening Balance with CAN SNA/others-as applicable | | Opening Balance with the District/Council/Others-as applicable | | Current Year Allocation to District | | Fund received in the current Year | | Total funds available for Scheme | Funds utilised till now Amount & (%) in bracket | | Amount for which Ucs are pending at the end of previous year | Utilisation Certificate submitted against total available funds for the current year | Amount for which Ucs as pending as on date | |
|-------|------------|--|---------------------|------------------------------|---|-------------|--|-------------|-------------------------------------|-------------|-----------------------------------|-------------|----------------------------------|---|----------------|--|--|--|-----------------|
| | | | | | Central Share | State Share | Central Share | State Share | Central Share | State Share | Central Share | State Share | | Central Share | State Share | | | Of Previous Year | Of Current Year |
| 1 | 2 | 3 | 4 | 5 | 6 | 7 | 8 | 9 | 10 | 11 | 12 | 13 | 14 | 15 | 16 | 17 | 18 | 19 | 20 |
| 1 | H&FW | NHM | AS-45 | cs | 0 | 0 | 0 | 0 | 2.24E+08 | 2.5E+07 | 58486050 | 6498450 | 64984500 | 58486050(100%) | 6498450 (100%) | | | | |
| 2 | H&FW | XV Finance | | State | 0 | 0 | 0 | 7934779 | 0 | 0 | 0 | 4037990 | 11972769 | 0 | 8548585 (71%) | | | | |
| 3 | H&FW | WCS(Wage Compensation Scheme) | | State | 0 | 0 | 0 | 6075474 | 0 | 0 | 0 | 0 | 6075474 | 0 | 1362800 (22%) | | | | |
| | | | | | | | | | | | | | | | | | | | |

*= will be provided by the HOD/Concerned Agenc. PMFS : Public Finance Management System; SLS : State Linked Scheme-State Code

Annexure - B

B. Scheme for which no funds are received by the District/Council: For (Please visit <https://www.indabudget.gov.in/index.php> and concerned Ministry / Department website to know the list of Central schemes of current and previous year)

| Sl. No. | Administrative Department | Scheme Name | Reasons | Remarks if any |
|---------|---------------------------|-------------|---------|----------------|
| | | | | |
| | | | | |
| | | | | |

Annexure - A

Monthly status of Fund receipt and utilisation for the month of October Year 2024

A. For Scheme : Funds received.

| Sl No | Admin Dept | Name of Scheme (Implementation Agency) | PFMS codes SLS Code | Category CS/CSS/State/EAP etc | Opening Balance with CAN SNA/others-as applicable | | Opening Balance with the District/Council/Others-as applicable | | Current Year Allocation to District | | Fund received in the current Year | | Total funds available for Scheme | Funds utilised till now Amount & (% in bracket) | | Amount for which Ucs are pending at the end of previous year | Utilisation Certificate submitted against total available funds for the current year | Amount for which Ucs as pending as on date | |
|-----------------------|------------|--|---------------------|-------------------------------|---|-------------|--|-------------|-------------------------------------|-------------|-----------------------------------|-------------|----------------------------------|---|-------------|--|--|--|-----------------|
| | | | | | Central Share | State Share | Central Share | State Share | Central Share | State Share | Central Share | State Share | | Central Share | State Share | | | Of Previous Year | Of Current Year |
| 1 | 2 | 3 | 4 | 5 | 6 | 7 | 8 | 9 | 10 | 11 | 12 | 13 | 14 | 15 | 16 | 17 | 18 | 19 | 20 |
| IRRIGATION DEPT (NIL) | | | | | | | | | | | | | | | | | | | |

*= will be provided by the HOD/Concerned Agenc. PMFS : Public Finance Management System; SLS : State Linked Scheme-State Code

Annexure - B

B. Scheme for which no funds are received by the District/Council: For (Please visit <https://www.indabudget.gov.in/index.php> and concerned Ministry / Department website to know the list of Central schemes of current and previous year

| Sl. No. | Administrative Department | Scheme Name | Reasons | Remarks if any |
|---------|---------------------------|-------------|---------|----------------|
| 1 | Irrigation | NIL | NIL | NIL |

Annexure - C*Physical Progress of Works under different Schemes/Programmes/Projects across Departments - of Current Year 2024-25*

| Sl. No. | Admin. Dept. | Name of Scheme | Number of Works sanctioned in the current year | Progress of Current Year works/Services-Categorise number of works based on the stage of physical progress | | | | | | |
|---------|--------------|----------------|--|--|--------|--------|--------|-------|-------------|--|
| | | | | 100% | 75-99% | 50-74% | 25-49% | 1-25% | Not started | |
| 1 | Irrigation | NIL | NIL | NIL | NIL | NIL | NIL | NIL | NIL | No sanction has been received as on date |

Physical Progress of Works under different Schemes/Programmes/Projects across Departments - of Previous Year 2023-24

| Sl. No. | Admin. Dept. | Name of Scheme | Total number of works pending as on the last date of previous Financial Year | Number of Years delayed for completion - as on the last date of last Financial Year-Categorise works based on the delay in completion | | | | | Progress of Pending works of Previous Years pending as on the last date of last financial Year-Categorise works based on the stage of physical progress | | | | | | |
|---------|--------------|---|--|---|---------------|---------------|-----|-------|---|--------|--------|--------|-------|-------------|--|
| | | | | Less than 1 Yr | >=1 to <3 Yrs | >=3 to <5 Yrs | >=5 | Total | 100% | 75-99% | 50-74% | 25-49% | 1-25% | Not started | |
| 1 | Irrigation | Solar Powered MDTWS (3 points) at Kokrajhar West LAC Under NABARD XXIX for the year 2023-24 | 1 | 1 | NIL | NIL | NIL | 1 | | | 1 | | | | |
| 2 | Irrigation | Solar Powered MDTWS (3 points) at Gossaigaon LAC Under NABARD XXIX for the year 2023-24 | 1 | 1 | NIL | NIL | NIL | 1 | | 1 | | | | | |

Annexure - A

Monthly status of Fund receipt and utilisation for the month of October Year 2024

A. For Scheme : Funds received.

| Sl No | Admin Dept | Name of Scheme (Implementation Agency) | PFMS codes SLS Code | Category CS/CSS/State/EAP etc | Opening Balance with CAN SNA/others-as applicable | | Opening Balance with the District/Council/Others-as applicable | | Current Year Allocation to District | | Fund received in the current Year | | Total funds available for Scheme | Funds utilised till now Amount & (% in bracket) | | Amount for which Ucs are pending at the end of previous year. | Utilisation Certificate submitted against total available funds for the current year | Amount for which Ucs as pending as on date | | Remarks |
|-------|----------------|---|---------------------|-------------------------------|---|-------------|--|-------------|-------------------------------------|-------------|-----------------------------------|-------------|----------------------------------|---|-------------|---|--|--|-----------------|---------|
| | | | | | Central Share | State Share | Central Share | State Share | Central Share | State Share | Central Share | State Share | | Central Share | State Share | | | Of Previous Year | Of Current Year | |
| 1 | 2 | 3 | 4 | 5 | 6 | 7 | 8 | 9 | 10 | 11 | 12 | 13 | 14 | 15 | 16 | 17 | 18 | 19 | 20 | 21 |
| | Labour Welfare | Assam Motor Transport Workers' Social Security Scheme | NIL | State | NIL | NIL | NIL | NIL | NIL | NIL | NIL | NIL | NIL | NIL | NIL | NIL | NIL | NIL | NIL | NIL |

*= will be provided by the HOD/Concerned Agenc. PMFS : Public Finance Management System; SLS : State Linked Scheme-State Code

Annexure - B

B. Scheme for which no funds are received by the District/Council: For (Please visit <https://www.indabudget.gov.in/index.php> and concerned Ministry / Department website to know the list of Central schemes of current and previous year

| Sl. No. | Administrative Department | Scheme Name | Reasons | Remarks if any |
|---------|---------------------------|-------------|---------|----------------|
|---------|---------------------------|-------------|---------|----------------|

| | | | | |
|---|----------------|---|--|--|
| 1 | Labour Welfare | Assam Motor Transport Workers' Social Security Scheme | Departmential discussions are underway on how to implement the Scheme. Draft Rules are being prepared. | The Labour Welfare Department does not deal with any scheme related work till date. Instead, our focus is on enforcing various Labour Laws to protect the rights of workers. |
|---|----------------|---|--|--|

Annexure - C*Physical Progress of Works under different Schemes/Programmes/Projects across Departments - of Current Year 2024-25*

| Sl. No. | Admin. Dept. | Name of Scheme | Number of Works sanctioned in the current year | Progress of Current Year works/Services-Categorise number of works based on the stage of physical progress | | | | | | |
|---------|----------------|---|--|--|--------|--------|--------|-------|-------------|--|
| | | | | 100% | 75-99% | 50-74% | 25-49% | 1-25% | Not started | |
| 1 | Labour Welfare | Assam Motor Transport Workers' Social Security Scheme | NIL | NIL | NIL | NIL | NIL | NIL | NIL | Departmential discussions are underway on how to implement the Scheme. Draft Rules are being prepared. |

Physical Progress of Works under different Schemes/Programmes/Projects across Departments - of Previous Year 2023-24

| Sl. No. | Admin. Dept. | Name of Scheme | Total number of works pending as on the last date of previous Financial Year | Number of Years delayed for completion - as on the last date of last Financial Year-Categorise works based on the delay in completion | | | | | Progress of Pending works of Previous Years pending as on the last date of last financial Year-Categorise works based on the stage of physical progress | | | | | |
|---------|----------------|---|--|---|---------------|---------------|-----|-------|---|--------|--------|--------|-------|---|
| | | | | Less than 1 Yr | >=1 to <3 Yrs | >=3 to <5 Yrs | >=5 | Total | 100% | 75-99% | 50-74% | 25-49% | 1-25% | Not started |
| 1 | Labour Welfare | Assam Motor Transport Workers' Social Security Scheme | Nil | Nil | Nil | Nil | Nil | Nil | NA | NA | NA | NA | NA | Departmental discussions are underway on how to implement the Scheme. Draft Rules are being prepared. |

Ani

Monthly status of Fund receipt and utilisation for the month of September, 2024

A. For Scheme : Funds received.

| Sl No | Admin Dept | Name of Scheme (Implementation Agency) | PFMS codes SLS Code | Category CS/CSS/State/EAP etc | Opening Balance with CAN SNA/others-as-applicable | | Opening Balance with the District/Council/Others-as applicable | | Current Year Allocation to District | | Fund received in the current Year | | Total funds available for Scheme | Funds utilised till now Amount & (% in bracket) | | Amount for which Ucs are pending at the end of previous year | Utilisation Certificate submitted against total available funds for the current year | Amount for which Ucs as pending as on date | |
|-------|------------|--|---------------------|-------------------------------|---|-------------|--|-------------|-------------------------------------|-------------|-----------------------------------|-------------|----------------------------------|---|-------------|--|--|--|-----------------|
| | | | | | Central Share | State Share | Central Share | State Share | Central Share | State Share | Central Share | State Share | | Central Share | State Share | | | Of Previous Year | Of Current Year |
| 1 | 2 | 3 | 4 | 5 | 6 | 7 | 8 | 9 | 10 | 11 | 12 | 13 | 14 | 15 | 16 | 17 | 18 | 19 | 20 |
| NIL | NIL | NIL | NIL | NIL | NIL | NIL | NIL | NIL | NIL | NIL | NIL | NIL | NIL | NIL | NIL | NIL | NIL | NIL | NIL |
| | | | | | | | | | | | | | | | | | | | |
| | | | | | | | | | | | | | | | | | | | |
| | | | | | | | | | | | | | | | | | | | |

*= will be provided by the HOD/Concerned Agenc. PMFS : Public Finance Management System; SLS : State Linked Scheme-State Code

Ar

B. Scheme for which no funds are received by the District/Council: For (Please visit <https://www.indabudget.gov.in/index.php> and concerned Ministry / Department website to know the list of Central schemes of current and previous

| Sl. No. | Administrative Department | Scheme Name | Reasons | Remarks if any |
|---------|---------------------------|-------------|---------|----------------|
| NIL | NIL | NIL | NIL | NIL |
| | | | | |
| | | | | |

Annexure - A

| |
|---------|
| Remarks |
| 21 |
| NIL |
| |
| |
| |

Annexure - B

year.

Annexure - A

Monthly status of Fund receipt and utilisation as on 22.10.2024

A. For Scheme : Funds received.

| Sl No | Admin Dept | Name of Scheme (Implementation Agency) | PFMS codes SLS Code | Category CS/CSS/State/EAP etc | Opening Balance with CAN SNA/other-as applicable | | Opening Balance with the District/Council/OT hers-as applicable | | Current Year Allocation to District | | Fund received in the current Year | | Total funds available for Scheme | Funds utilised till now Amount & (% in bracket) | | Amount for which Ucs are pending at the end of previous year | Utilisation Certificate submitted against total available funds for the current year | Amount for which Ucs as pending as on date | | Remarks |
|-------|--|--|--------------------------------|-------------------------------|--|-------------|---|-------------|-------------------------------------|-------------|-----------------------------------|----------------|----------------------------------|---|-------------------|--|--|--|-------------|---------|
| | | | | | Central Share | State Share | Central Share | State Share | Central Share | State Share | Central Share | State Share | | Central Share | State Share | | | Central Share | State Share | |
| 1 | 2 | 3 | 4 | 5 | 6 | 7 | 8 | 9 | 10 | 11 | 12 | 13 | 14 | 15 | 16 | 17 | 18 | 19 | 20 | 21 |
| 1 | PUBLIC HEALTH ENGINEERING DEPT. (GOSSAIGAON PHE DIV) | JJM | PFMS codes 9150 SLS Code AS65 | CS | 0 | 0 | --- | --- | --- | --- | 4850.807 lakhs | 546.815 lakhs | 20216.616 lakhs | 30230.57 lakhs | 3300.24 lakhs | Nil | Nil | Nil | Nil | |
| 2 | Public Health Engineering, Kokrajhar Division No I | JJM | PFMS code - 9150 SLS Code AS65 | CS | 0 | 0 | --- | --- | --- | --- | 6480.9119 7 Lakh | 720.10133 Lakh | 24311.1088 5 Lakh | 27713.921765 Lakh | 3048.135 385 Lakh | Nil | Nil | Nil | Nil | |
| 3 | | Swachh Bharat Mission - Gramin, Assam | PFMS code - 9151 SLS Code AS66 | CS | 0 | 0 | 0 | 0 | 0 | 0 | 648900 | 72100 | 0 | 100% | 100% | Nil | Submitted | Nil | Nil | |

*= will be provided by the HOD/Concerned Agenc. PMFS : Public Finance Management System; SLS : State Linked Scheme-State Code

Annexure - B

B. Scheme for which no funds are received by the District/Council: For (Please visit <https://www.indabudget.gov.in/index.php>- and concerned Ministry / Department website to know the list of Central schemes of current and previous year

| Sl. No. | Administrative Department | Scheme Name | Reasons | Remarks if any |
|---------|---------------------------|-------------|-----------------|----------------|
| | | |N I L..... | |
| | | | | |
| | | | | |

Executive Engineer (PHE)
Gossaigaon Division
Gossaigaon

Executive Engineer (PHE)
Kokrajhar Division No I
Kokrajhar

Annexure - C

Physical Progress of Works under different Schemes/Programmes/Projects across Departments - of Current Year

| Sl. No. | Admin. Dept. | Name of Schme | Number of Works sanctioned in the current year | Progress of Current Year works/Services-Categorise number of works based on the stage of physical progress | | | | | | Remarks |
|---------|--|---------------------------------------|--|--|--------|--------|--------|-------|-------------|--|
| | | | | 100% | 75-99% | 50-74% | 25-49% | 1-25% | Not started | |
| 1 | PUBLIC HEALTH ENGINEERING DEPT.(GOSSAIGAON PHE DIV) | JJM | 0 | 213 | 90 | 46 | 7 | 0 | 0 | |
| 2 | Public Health Engineering Dept.Kokrajhar Division No 1 | JJM | 0 | 159 | 152 | 18 | 0 | 0 | 1 | Land yet not finalised for Bhabanipur PWSS |
| 3 | Public Health Engineering Dept. | Swachh Bharat Mission - Gramin, Assam | NIL | NIL | NIL | NIL | NIL | NIL | NIL | |

Executive Engineer (PHE)
Gossaigaon Division
Gossaigaon

Executive Engineer (PHE)
Kokrajhar Division No 1
Kokrajhar

Physical Progress of Works under different Schemes/Programmes/Projects across Departments - of Previous Year

| Sl. No. | Admin. Dept. | Name of Scheme | Total number of works pending as on the last date of previous Financial Year | Number of Years delayed for completion - as on the last date of last Financial Year-Categorise works based on the delay in completion | | | | | Progress of Pending works of Previous Years pending as on the last date of last financial Year-Categorise works based on the stage of physical progress | | | | | |
|---------|--|---------------------------------------|--|---|---------------|---------------|-----|-------|---|--------|--------|--------|-------|-------------|
| | | | | Less than 1 Yr | >=1 to <3 Yrs | >=3 to <5 Yrs | >=5 | Total | 100% | 75-99% | 50-74% | 25-49% | 1-25% | Not started |
| 1 | PUBLIC HEALTH ENGINEERING DEPT. (GOSSAIGAON PHE DIV.) | JJM | 327 | 312 | 15 | NIL | NIL | 327 | NIL | 242 | 77 | 5 | 3 | NIL |
| 2 | Public Health Engineering Dept.Kokrajhar Division No I | JJM | 330 | 33 | 124 | 0 | 0 | 157 | 0 | 93 | 102 | 134 | 0 | 1 |
| 3 | Public Health Engineering Dept. | Swachh Bharat Mission - Gramin, Assam | 3078 | 3078 | 0 | 0 | 0 | 0 | 32 | 0 | 0 | 477 | 0 | 2599 |

Executive Engineer (PHE)
Gossaigaon Division
Gossaigaon

Executive Engineer (PHE)
Kokrajhar Division No I
Kokrajhar


Monthly status of Fund receipt and utilisation for the month of October Year 2024

A. For Scheme : Funds received.

| Sl No | Admin Dept | Name of Scheme (Implementation Agency) | PFMS codes SLS Code | Category CS/CSS/State/EAP etc | Opening Balance with CAN SNA/others-as applicable | | Opening Balance with the District/Council/Other as applicable | | Current Year Allocation to District | | Fund received in the current Year | | Total funds available for Scheme | Funds utilised till now Amount & (% in bracket) | | Amount for which Ucs are pending at the end of previous year | Utilisation Certificate submitted against total available funds for the current year | Amount for which Ucs as pending as on date | | Remarks |
|-------|--------------------------|---|---------------------|-------------------------------|---|-------------|---|-------------|-------------------------------------|-------------|-----------------------------------|-------------|----------------------------------|---|-------------|--|--|--|-----------------|---------|
| | | | | | Central Share | State Share | Central Share | State Share | Central Share | State Share | Central Share | State Share | | Central Share | State Share | | | Of Previous Year | Of Current Year | |
| 1 | 2 | 3 | 4 | 5 | 6 | 7 | 8 | 9 | 10 | 11 | 12 | 13 | 14 | 15 | 16 | 17 | 18 | 19 | 20 | 21 |
| 1 | Medical | Construction of New Medical College and Hospital at Kokrajhar, BTC (Assam under SOPD-G for the financial year 2018-19). | | SOPD / CSS | | | | | | | 90348.4066 | Nil | 53,565.16 | 41378.9925 | 9019.503 | | | | | |
| 2 | NLCPR | Constn. Of Bodoland India Indigenous Tribal Arts & Cultural Complex cum Film Studio at Kathalguri Kokrajhar. | | CSS | | | | | | | 346.37 | | 495.65 | 340.37 | | | | | | |
| 3 | NLCPR | Constn. Of Cultural Centre Conventional Hall at Dotma under NLCPR. | | CSS | | | | | | | | | 221.05 | 108.96 | | | | | | |
| 4 | Sports and Youth Welfare | Construction of Mini Stadium at Jaraguri (28-Gosairgon LAC), BTR Assam | | STATE | | | | | | | 1057.281 | 860.11 | 1102.00 | | 860.11 | | | | | |
| 5 | Sports and Youth Welfare | Construction of Mini Stadium at Banarsgon (30-Kokrajhar East LAC), BTR Assam | | STATE | | | | | | | 819.5436 | 645.98 | 1102.00 | | 645.98 | | | | | |
| 6 | Sports and Youth Welfare | Construction of Mini Stadium at Maynanti (29-Kokrajhar West LAC), BTR Assam | | STATE | | | | | | | 107.7863 | 107.77 | 1102.00 | | 107.77 | | | | | |
| 7 | Char Area Development | Construction of Model Residential School at Kokrajhar (Hatidhura) | | STATE | | | | | | | | 2924.61 | 3042.00 | | 2924.61 | | | | | |


| | | | | | | | | | | | | | | | | | | |
|----|---------------------|--|-------|--|--|--|--|--|--|--|--------|---------|--------|--|--|--|--|--|
| 8 | Technical Education | Establishment of Bineswar Brahma Engineering College, Kokrajhar, Assam under SOPD_G during the year 2017-18 (Construction of Brick Boundary wall around the complex). | STATE | | | | | | | | 96.94 | 231.26 | 96.94 | | | | | |
| 9 | Technical Education | Construction of proposed RCC 2(two) storied Girls' Hostel at BB Engineering College, Kokrajhar, Assam under SOPD-QDS during the year 2017-18 | STATE | | | | | | | | 529.97 | 1000.00 | 399.16 | | | | | |
| 10 | Technical Education | Construction of Administrative Building and Auditorium of 1000 seats attached to B.B. Engineering College, Kokrajhar (Construction of Administrative Building). | STATE | | | | | | | | 262.27 | 952.61 | 203.63 | | | | | |
| 11 | Technical Education | Construction of Administrative Building and Auditorium of 1000 seats attached to B.B. Engineering College, Kokrajhar (Construction of Auditorium 1000 seats capacity). | STATE | | | | | | | | 209.40 | 1050.80 | 141.24 | | | | | |
| 12 | DNWER (NEC) | Construction of Boys Hostel at Bineswar Brahma Engineering College, Kokrajhar, Assam. (For the year 2022-23) | STATE | | | | | | | | 492.75 | 129.15 | | | | | | |

*A will be provided by the HOD/Concerned Agency. PMFS : Public Finance Management System; SLS : State Linked Scheme-State Code


 Executive Engineer, P.W.D.
 Kokrajhar Dist. & Chirang Dist.
 Territorial Building Division
 Kokrajhar


ii. Scheme for which no funds are received by the District Council. For (Please visit <https://www.indiabudget.gov.in/index.php> and concerned Ministry / Department website to know the list of Central schemes of current and previous year).

| Sl. No. | Administrative Department | Scheme Name | Reasons | Remarks if any |
|---------|---------------------------|--|------------------|----------------|
| 1 | 2 | 3 | 4 | 5 |
| 1 | GAD | Repairing & Re-Strengthening, Chemical treatment and Rehabilitation of RCC 3(three) storied DC's Court Building at Kokrajhar including Renewing of water supply and sanitation system in Kokrajhar District. | Bill submitted | 100% completed |
| 2 | PWD | Repairing/Renovation/Painting of office building of Additional Chief Engineer, PWD, BTC, Kokrajhar | Demand submitted | 100% completed |


 Executive Engineer, P.W.D.
 Kokrajhar Dist. & Chirang Dist.
 Territorial Building Division
 Kokrajhar

Physical Progress of Works under different Schemes/Programmes/Projects across Departments - of Current Year 2024-25

| Sl. No. | Admin. Dept. | Name of Scheme | Number of Works sanctioned in the current year | Progress of Current Year works/Services-Categorise number of works based on the stage of physical progress | | | | | | |
|---------|--------------|----------------|--|--|--------|--------|--------|-------|-------------|----|
| | | | | 100% | 75-99% | 50-74% | 25-49% | 1-25% | Not started | |
| 1 | 2 | 3 | 4 | 5 | 6 | 7 | 8 | 9 | 10 | 11 |
| 1 | PWD (Bldg) | 2(two) | 2(two) | 1 | Nil | Nil | Nil | Nil | 1 | |


 Executive Engineer, P.W.D.
 Kokrajhar Dist. & Dibrugarh Dist.
 Territorial Building Division,
 Kokrajhar.

2/10/24

Monthly status of Fund receipt and utilisation for the month of July Year 2024

A. For Scheme : Funds received.

KOKRAJHAR DISTRICT

| Sl No | Admin Dept | Name of Scheme (Implementation Agency) | PFMS codes SLS Code | Category CS/CSS/State/EAP etc | Opening Balance with CAN SNA/others-as applicable | | Opening Balance with the District Council/others-as applicable | | Current Year Allocation to District | | Fund received in the current Year | | Total funds available for Scheme | Funds utilised till now Amount & (% in bracket) | | Amount for which Ucs are pending at the end of previous year | Utilisation Certificate submitted against total available funds for the current year | Amount for which Ucs as pending as on date | | Remarks |
|-------|------------|---|---------------------|-------------------------------|---|-------------|--|-------------|-------------------------------------|-------------|-----------------------------------|-------------|----------------------------------|---|-------------|--|--|--|-----------------|---------|
| | | | | | Central Share | State Share | Central Share | State Share | Central Share | State Share | Central Share | State Share | | Central Share | State Share | | | Of Previous Year | Of Current Year | |
| 1 | 2 | 3 | 4 | 5 | 6 | 7 | 8 | 9 | 10 | 11 | 12 | 13 | 14 | 15 | 16 | 17 | 18 | 19 | 20 | 21 |
| | | (BTC SECTOR) | | | | | | | | | | | | | | | | | | |
| 1 | Education | Construction of RCC Two Storiad School Building of Grahampur H.S. School Building at Grahampur in Kokrajhar District. (Block-A) (Providing electrification) | | STATE (BTC) | | | | 8.11 | | | | | | | Nil | | | | | |
| 2 | -De- | Construction of RCC Two Storiad School Building of Grahampur H.S. School Building at Grahampur in Kokrajhar District. (Block-B) (Providing electrification) | | STATE (BTC) | | | | 8.92 | | | | | | | Nil | | | | | |
| 3 | GAD | Installation of 50KW Solar Power Station at Porbotjhara Sub-Divisional Centre in Kokrajhar District. | | STATE (BTC) | | | | 180.00 | | | | | | | Nil | | | | | |
| 4 | GAD | Installation of 100 KWP Grid Power plant at RNB Civil Hospital, Gossaigaon Hospital in Kokrajhar District. | | STATE (BTC) | | | | 259.60 | | | | | | | Nil | | | | | |
| 5 | GAD | Installation of 100 KWP Grid Power plant at Porbotjhara Model Hospital in Kokrajhar District. | | STATE (BTC) | | | | 259.60 | | | | | | | Nil | | | | | |
| 6 | GAD | Estimate for Requirement of Quantity of Furniture, Cloth Items, Electrical Electronic items etc. U.N. Brahma Bodo Sahithya Sabha Head Office, Kokrajhar, BTC (Supply & Installation of Internal & external electrical items.) | | STATE (BTC) | | | | 31.81 | | | | | | | Nil | | | | | |

| Sl No | Admin Dept | Name of Scheme (Implementation Agency) | PFMS codes SLS Code | Category CS/CSS/State EAP etc | Opening Balance with CAN SNA/others-as applicable | | Opening Balance with the District/Council/others-as applicable | | Current Year Allocation to District. | | Fund received in the current Year | | Total funds available for Scheme | Funds utilised till now Amount & (% in bracket) | | Amount for which Ucs are pending at the end of previous year | Utilisation Certificate submitted against total available funds for the current year | Amount for which Ucs as pending as on date | | Remarks |
|-------|-------------|--|---------------------|-------------------------------|---|-------------|--|-------------|--------------------------------------|-------------|-----------------------------------|-------------|----------------------------------|---|-------------|--|--|--|-----------------|---------|
| | | | | | Central Share | State Share | Central Share | State Share | Central Share | State Share | Central Share | State Share | | Central Share | State Share | | | Of Previous Year | Of Current Year | |
| 1 | 2 | 3 | 4 | 5 | 6 | 7 | 8 | 9 | 10 | 11 | 12 | 13 | 14 | 15 | 16 | 17 | 18 | 19 | 20 | 21 |
| 14 | GAD | Providing & Installation of CC-TV Camera in the BTCLA Building, 4 (Four) Nos of Parking, Waiting Shed & Gate No.1 & 2 at the BTC Secretariat Complex, Bodofa Nwgr, Kokrajhar, BTC. | | STATE (BTC) | | | | 47.50 | | | | | | | Nil | | | | | |
| 15 | Land Reveue | Repairing/ Renovation of internal Electrification to the Revenue Circle Office Building at Bhowraguri in Kokrajhar District. | | STATE (BTC) | | | | 7.40 | | | | | | | Nil | | | | | |

Contd-4

Page - 4

| Sl No | Admin Dept | Name of Scheme (Implementation Agency) | PFMS codes SLS Code | Category CS/CSS/State EAP etc | Opening Balance with CAN SNA/others-as applicable | | Opening Balance with the District/Council/others-as applicable | | Current Year Allocation to District. | | Fund received in the current Year | | Total funds available for Scheme | Funds utilised till now Amount & (% in bracket) | | Amount for which Ucs are pending at the end of previous year | Utilisation Certificate submitted against total available funds for the current year | Amount for which Ucs as pending as on date | | Remarks |
|-------|------------|--|---------------------|-------------------------------|---|-------------|--|-------------|--------------------------------------|-------------|-----------------------------------|-------------|----------------------------------|---|-------------|--|--|--|-----------------|---------|
| | | | | | Central Share | State Share | Central Share | State Share | Central Share | State Share | Central Share | State Share | | Central Share | State Share | | | Of Previous Year | Of Current Year | |
| 1 | 2 | 3 | 4 | 5 | 6 | 7 | 8 | 9 | 10 | 11 | 12 | 13 | 14 | 15 | 16 | 17 | 18 | 19 | 20 | 21 |
| | | (STATE SECTOR) | | | | | | | | | | | | | | | | | | |
| 16 | Education | Construction of Model Residential School at Hatidhura, Gossaigaon (External electrification works Campus lighting with Sub-Station, HT line Capacity up to 250KVA including Service connection & Load Security (GROUP-A) | | STATE | | | | 33.49 | | | | | | | Nil | | | | | |

Executive engineer, P.W.D.
Kokrajhar Electrical Division,
Kokrajhar

Annexure - B

B. Scheme for which no funds are received by the District Council: For (Please visit <https://www.indabudget.gov.in/index.php>- and concerned Ministry / Department website to know the list of Central schemes of current and previous year.

| Sl. No. | Administrative Department. | Scheme Name. | Reasons. | Remarks if any |
|---------|----------------------------|--------------|----------|----------------|
| | | | | |

Physical Progress of Works under different Schemes/Programmes / Projects across Departments - of Current Year

| Sl. No. | Admin. Dept. | Name of Scheme | Number of Works sanctioned in the current year | Progress of Current Year works Services-Categorise number of works based on the stage of physical progress | | | | | | Remarks |
|---------|--------------|---|--|--|--------|--------|--------|-------|-------------|---------|
| | | | | 100% | 75-99% | 50-74% | 25-49% | 1-25% | Not started | |
| 1 | 2 | 3 | 4 | 5 | 6 | 7 | 8 | 9 | 10 | 11 |
| 1 | GAD | Construction of 11KV High Tension (HT & LT) line underground Cabling Campus Lighting with L.T. underground Cabling for Newly Constructed Residential Qtrs. of Elected Members, Officers & Staffs Qtrs. Bodoland Territorial Council at Bodofa Nwgwr, Kokrajhar. for the year, 2023-24 | 4 | - | - | 3 | - | 1 | - | |
| 2 | | Providing with installation of 500KVA D.G. Set, AMF Panel, U.G. Cable etc. for Assembly Bldg., Bodofa Nwgwr, Kokrajhar, BTC. | | | | | | | | |
| 3 | | Repairing & Replacement of electrical wiring Pump Motor set, Campus lighting at Sub-Divisional Centre, Kazigaon in Kokrajhar District, BTC. | | | | | | | | |
| 4 | | Reconditioning/ Repairing of Replacement of defective spare of Royal Elevators make Lift at Multi Utility Building, BTC, Bodofa Nwgwr, Kokrajhar. | | | | | | | | |

Executive Engineer, P.W.D.
Kokrajhar Electrical Division,
Kokrajhar

Annexure - D

Physical Progress of Works under different Schemes/ Programmes/ Projects across Departments - of Previous Year

| Sl. No. | Admn. Dept. | Name of Scheme | Total number of works pending as on the last date of previous Financial Year. | Number of Years delayed for completion - as on the last date of last Financial Year- Categorise works based on the delay in completion | | | | | Progress of Pending works of Previous Years pending as on the last date of last financial Year- Categorise works based on the stage of physical progress | | | | | |
|---------|----------------|----------------|---|--|---------------|---------------|-----|-----------|--|----------|----------|----------|----------|-------------|
| | | | | Less than 1 Yr. | >=1 to <3 Yrs | >=3 to <5 Yrs | >=5 | Total | 100% | 75-99% | 50-74% | 25-49% | 1-25% | Not started |
| 1 | Education | | 6 | - | 4 | 2 | - | 6 | 1 | 2 | - | 1 | - | 2 |
| 2 | Medical | | - | - | - | - | - | - | - | - | - | - | - | 1 |
| 3 | GAD | | 12 | 3 | 2 | 1 | 6 | 12 | 2 | 6 | 4 | - | - | - |
| 4 | Land & Revenue | | 1 | - | 1 | - | - | 1 | - | - | - | - | - | 1 |
| 5 | Judicial | | 3 | 3 | - | - | - | 3 | - | - | 1 | - | 2 | - |
| | Total = | | 22 | 3 | 7 | 3 | | 22 | 3 | 8 | 5 | 1 | 2 | 3 |

Executive Engineer, P.W.D.

Kokrajhar Electrical Division
Kokrajhar

A. For the Schemes: Funds received

| S. No. | Admin. Dept. | Name Of scheme (+ Implementation agency) | PFMS Code & Sls Code | Category CS/ CSS/ State/ EAP etc. | Opening Balance with CNA/ SNA/ Others- as applicable | | Opening Balance with the district/ council/ others as applicable | | Current Year Allocation to district | | Fund Received in the current Year | | Total funds available for scheme | Funds utilised till now Amount & (% in Bracket) | | Amount for which Ucs are pending at the end of previous year | Utilisation certificate Submitted against total available funds for the current year | Amount for which Ucs are pending as on date | | Remarks |
|--------|----------------------------|--|----------------------|-----------------------------------|--|-------------|--|-------------|-------------------------------------|-------------|-----------------------------------|-------------|----------------------------------|---|-------------|--|--|---|-----------------|---------|
| | | | | | Central Share | State Share | Central Share | State Share | Central Share | State Share | Central Share | State Share | | Central Share | State Share | | | Of previous year | of current year | |
| 1 | 2 | 3 | 4 | 5 | 6 | 7 | 8 | 9 | 10 | 11 | 12 | 13 | 14 | 15 | 16 | 17 | 18 | 19 | 20 | 21 |
| 1 | Public Works NH & Building | Nil | NA | NA | NA | NA | NA | NA | NA | NA | NA | NA | NA | NA | NA | NA | NA | NA | NA | |

*= will be provided by the HOD / Concerned Agency PFMS: Public Finance Management ; SLS: State Link Scheme -State code.

Annexure-B

B. Schemes for which no funds are received by the District/Council: For (Please visit-<https://www.indiabudget.gov.in/index.php>- and concerned Ministry/Department website to know the list of Central Schemes of current and previous year.)

| Sl No. | Administrative Department | Scheme Name | Reasons | Remarks if any |
|--------|----------------------------|-------------|---------|----------------|
| 1 | Public Works NH & Building | Nil | Nil | NA |

Executive Engineer, PWD(NH)
Abhayapuri Construction Division
Abhayapuri

Annexure-C

Physical Progress of Works under different Schemes / Programmes / Projects across Departments -of current year

| Sl No | Admin. Dept. | Name of Scheme | Number of Works Sanctioned in the Current Year | Progress of Current Year Works/Services- Categorise Number of Works based on the stage of Physical Progress | | | | | | Remarks |
|-------|----------------------------|----------------|--|---|--------|--------|--------|-------|-------------|---------|
| | | | | 100% | 75-99% | 50-74% | 25-49% | 1-25% | Not started | |
| 1 | Public Works NH & Building | Nil | NA | NA | NA | NA | NA | NA | NA | |

Annexure-D

Physical Progress of Works under different Schemes / Programmes / Projects across Departments -of Previous year

| Sl. No. | Admin. Dept. | Name of Scheme | Total number of Works pending as on the last date of Previous Financial Year | Number of Years delayed for completion-as on the last date of last financial Year-Categorise works based on the delay in completion: | | | | | Progress of Pending works of Previous Years- pending as on the last date of last Financial Year-Categorise works based on the | | | | | |
|---------|----------------------------|----------------|--|--|---------------|---------------|-----|-------|---|--------|--------|--------|-------|-------------|
| | | | | Less than 1 Year | >=1 to <3 yrs | >=3 to <5 yrs | >=5 | Total | 100% | 75-99% | 50-74% | 25-49% | 1-25% | NOT STARTED |
| 1 | Public Works NH & Building | Nil | NA | NA | NA | NA | NA | NA | NA | NA | NA | NA | NA | NA |



Executive Engineer, PWD(NH)
Abhayapuri Construction Division
Abhayapuri

Physical Progress of Works under different Schemes/Programmes/Projects across Departments - of Previous Year

| Sl. No. | Admin. Dept. | Name of Scheme | Total number of works pending as on the last date of previous Financial Year | Number of Years delayed for completion - as on the last date of last Financial Year-Categorise works based on the delay in completion | | | | | Progress of Pending works of Previous Years pending as on the last date of last financial Year-Categorise works based on the stage of physical progress | | | | | |
|---------|--------------|---------------------|--|---|---------------|---------------|-----|-------|---|--------|--------|--------|-------|-------------|
| | | | | Less than 1 Yr | >=1 to <3 Yrs | >=3 to <5 Yrs | >=5 | Total | 100% | 75-99% | 50-74% | 25-49% | 1-25% | Not started |
| 1 | PWD RR | PMGSY-II & III | 13 | 2 | | | | | 11 | 2 | 0 | 0 | 0 | |
| 2 | PWD RR | APART | 11 | 6 | | | | | 5 | 4 | 2 | 0 | 0 | |
| 3 | PWD RR | BTC SOPD | 134 | 38 | | | | | 96 | 28 | 6 | 4 | 0 | |
| 4 | PWD RR | RIDF | 24 | 12 | | | | | 12 | 6 | 0 | 6 | 0 | |
| 5 | PWD RR | GOODWILL | 239 | 45 | 4 | | | | 190 | 10 | 15 | 20 | 4 | |
| 6 | PWD RR | SCSP | 18 | 2 | | | | | 16 | 2 | 0 | 0 | 0 | |
| 7 | PWD RR | TSP | 9 | | | | | | 9 | 0 | 0 | 0 | 0 | |
| 8 | PWD RR | SIGNATURE PROJECT | 6 | 1 | | | | | 5 | 1 | 0 | 0 | 0 | |
| 9 | PWD RR | TEA GARDEN | 30 | 6 | | | | | 24 | 0 | 0 | 0 | 6 | |
| 9 | PWD RR | MUKHYA MANTRI ACANI | 57 | | | | | | 9 | 10 | 12 | 11 | 15 | |

Annexure - A

Monthly status of Fund receipt and utilisation for the month ofYear.....

A. For Scheme : Funds received.

| Sl No | Admin Dept | Name of Scheme (Implementation Agency) | PFMS codes SLS Code | Category CS/CSS/State/EAP etc | Opening Balance with CAN SNA/others-as applicable | | Opening Balance with the District/Council/Others-as applicable | | Current Year Allocation to District | | Fund received in the current Year | | Total funds available for Scheme | Funds utilised till now Amount & (% in bracket) | | Amount for which Ucs are pending at the end of previous year | Utilisation Certificate submitted against total available funds for the current year | Amount for which Ucs as pending as on date | |
|-------|--|--|---------------------|-------------------------------|---|-------------|--|-------------|-------------------------------------|-------------|-----------------------------------|-------------|----------------------------------|---|-------------|--|--|--|-----------------|
| | | | | | Central Share | State Share | Central Share | State Share | Central Share | State Share | Central Share | State Share | | Central Share | State Share | | | Of Previous Year | Of Current Year |
| 1 | 2 | 3 | 4 | 5 | 6 | 7 | 8 | 9 | 10 | 11 | 12 | 13 | 14 | 15 | 16 | 17 | 18 | 19 | 20 |
| 1 | Skill Employment Entrepreneurship Department, BTC, (Craftsmen Training Wing) | NIL | NIL | NIL | NIL | NIL | NIL | NIL | NIL | NIL | NIL | NIL | NIL | NIL | NIL | NIL | NIL | NIL | NIL |

*= will be provided by the HOD/Concerned Agenc. PMFS : Public Finance Management System; SLS : State Linked Scheme-State Code

Annexure - B

B. Scheme for which no funds are received by the District/Council. For (Please visit <https://www.indabudget.gov.in/index.php>- and concerned Ministry / Department website to know the list of Central schemes of current and previous year

| Sl. No. | Administrative Department | Scheme Name | Reasons | Remarks if any |
|---------|--|-------------|---------|----------------|
| 1 | Skill Employment Entrepreneurship Department, BTC, (Craftsmen Training Wing) | Nil | Nil | Nil |

Monthly status of Fund receipt and utilisation for the month of September Year 2024

A. For Scheme : Funds received.

| Sl No | Admin Dept | Name of Scheme (Implementation Agency) | PFMS codes SLS Code | Category CS/CSS/ State/EAP etc | Opening Balance with CAN SNA/others-as applicable | | Opening Balance with the District/Council /Others-as applicable | | Current Year Allocation to District | | Fund received in the current Year | | Total funds available for Scheme | Funds utilised till now Amount & (% in bracket) | | Amount for which Ucs are pending at the end of previous year | Utilisation Certificate submitted against total available funds for the current year | Amount for which Ucs as pending as on date | | Remarks |
|-------|---|--|---------------------|--------------------------------|---|-------------|---|-------------|-------------------------------------|-------------|-----------------------------------|-------------|----------------------------------|---|-------------|--|--|--|-----------------|--|
| | | | | | Central Share | State Share | Central Share | State Share | Central Share | State Share | Central Share | State Share | | Central Share | State Share | | | Of Previous Year | Of Current Year | |
| 1 | 2 | 3 | 4 | 5 | 6 | 7 | 8 | 9 | 10 | 11 | 12 | 13 | 14 | 15 | 16 | 17 | 18 | 19 | 20 | 21 |
| 1 | Asstt. Director of Sericulture, Kokrajhar | SOPD for Development of Eri, Muga & Mulberry Silk Industry in BTC, 2023-24 | Nil | State | Nil | Nil | Nil | Nil | Nil | Nil | Nil | Nil | Nil | Nil | Nil | Nil | Nil | Nil | Nil | Fund not yet received |
| 3 | | Integrated Scheme for development of Eri Silk Industry | Nil | CSS | 303.775 | Nil | Nil | Nil | Nil | Nil | Nil | Nil | 303.775 | 303.775 | Nil | Nil | Nil | Nil | Nil | Fund received & utilized during the year 2023-24 |
| 5 | | Integrated Scheme for development of Muga Silk Industry | Nil | CSS | 33.06 | Nil | Nil | Nil | Nil | Nil | Nil | Nil | 33.06 | 33.06 | Nil | Nil | Nil | Nil | Nil | |
| 9 | | Bodoland Eri Mission under APART for the year 2023-24 | Nil | State | 4.1477 | Nil | Nil | Nil | Nil | Nil | Nil | Nil | 4.1477 | 4.1477 | Nil | Nil | Nil | Nil | Nil | |

*= will be provided by the HOD/Concerned Agenc. PMFS : Public Finance Management System; SLS : State Linked Scheme-State Code

Annexure - B

B. Scheme for which no funds are received by the District/Council: For (Please visit <https://www.indiabudget.gov.in/index.php> and concerned Ministry / Department website to know the list of Central schemes of current and previous year

| Sl. No. | Administrative Department | Scheme Name | Reasons | Remarks if any |
|---------|--|-------------|---------|----------------|
| 1 | Asstt. Director of Sericulture, Kokrajhar. | NIL | NIL | |

| | | | | |
|--|--|--|--|--|
| | | | | |
|--|--|--|--|--|

Annexure - C

Physical Progress of Works under different Schemes/Programmes/Projects across Departments - of Current Year

| Sl. No. | Admin. Dept. | Name of Scheme | Number of Works sanctioned in the current year | works/Services-Categorise number of works based on the stage | | | | | | Remarks |
|---------|--|-----------------|--|--|--------|--------|--------|-------|-------------|---|
| | | | | 100% | 75-99% | 50-74% | 25-49% | 1-25% | Not started | |
| 1 | Asstt. Director of Sericulture, Kokrajhar. | S.O.P.D. Scheme | Nil | | | | 40% | | | Fund not yet received but preparation of Kesseru Nursery & maintenance of Govt. Farm/Centres is going on as it is time bound programme. |

Physical Progress of Works under different Schemes/Programmes/Projects across Departments - of Previous Year

| Sl. No. | Admin. Dept. | Name of Scheme | Total number of works pending as on the last date of previous Financial Year | Number of Years delayed for completion - as on the last date of last Financial Year-Categorise works based on the delay in completion | | | | | Progress of Pending works of Previous Years pending as on the last date of last financial Year-Categorise works based on the stage of physical progress | | | | | | Remarks |
|---------|--|-----------------|--|---|---------------|---------------|-----|-------|---|--------|--------|--------|-------|-------------|-----------------------|
| | | | | Less than 1 Yr | >=1 to <3 Yrs | >=3 to <5 Yrs | >=5 | Total | 100% | 75-99% | 50-74% | 25-49% | 1-25% | Not started | |
| 1 | Asstt. Director of Sericulture, Kokrajhar. | S.O.P.D. Scheme | Nil | Nil | Nil | Nil | Nil | Nil | Nil | Nil | Nil | Nil | Nil | Nil | Fund not yet received |

Monthly status of Fund receipt and util

A. For Scheme : Funds received.

| Sl No | Admin Dept | Name of Scheme (Implementation Agency) | PFMS codes SLS Code | Category CS/CSS/State/EAP etc | CAN SNA/others-as | | the District/Council/Others- | | Current Year Allocation to District | |
|-------|-------------|---|---------------------|-------------------------------|-------------------|-------------|------------------------------|----------------|-------------------------------------|----------------|
| | | | | | Central Share | State Share | Central Share | State Share | Central Share | State Share |
| 1 | 2 | 3 | 4 | 5 | 6 | 7 | 8 | 9 | 10 | 11 |
| 1 | W&CD, ASSAM | SOPD | | STATE | | | | 5,82,00,000/- | | 5,82,00,000/- |
| 2 | | RIDF-I | | STATE | | | | 24,21,599 | | 24,21,599/- |
| 3 | | NIDA | | STATE | | | | 13,31,87,945/- | | 13,31,87,945/- |
| 4 | | RIDF-II | | STATE | | | | 9,20,20,762/- | | 9,20,20,762/- |
| 5 | | SC & OBC | | STATE | | | | 96,86,396/- | | 96,86,396/- |
| 6 | W&CD | Supplementary Nutrition Program (SNP) | AS205 | CSS | SNA | | Council | | NA | |
| 7 | W&CD | Pradhan Mantri Matru Vandana Yojana (PMMVY) | | NIL | NIL | NIL | NIL | NIL | NIL | NIL |
| 8 | W&CD | District Hub for Empowerment of Women | AS241 | CSS | SNA | | Council | | 372,500 | |
| 9 | W&CD | Beti Bachao Beti Padhao | AS30 | CSS | SNA | | Council | | 1,200,000 | |
| 10 | W&CD | One Stop Centre | AS236 | CSS | SNA | | District | | NA | |
| 11 | W&CD | Mission Vatsalya | AS-17 | CSS | | | District | | 25,06,812/- (Till Date) | |

*= will be provided by the HOD/Concerned Agenc. PMFS : Public Finance Management System; SLS : State Linked Schem

Annexu

B. Scheme for which no funds are received by the District/Council: For (Please visit <https://www.indiabudget.gov.in/index.php> and concern

| Sl. No. | Administrative Department | Scheme Name |
|---------|---------------------------|-------------|
| 1 | N/A | N/A |
| 2 | | |
| 3 | | |

isation for the month of Sept 2024

| Fund received in the current Year | | Total funds available for Scheme | Funds utilised till now Amount & (% in bracket) | | Amount for which Ucs are pending at the end of previous year | Certificate submitted against total available funds for the current | Amount for which Ucs as pending as on date | | Remarks |
|-----------------------------------|-------------|----------------------------------|--|---------------------------|--|---|--|-----------------|--------------------------------|
| Central Share | State Share | | Central Share | State Share | | | Of Previous Year | Of Current Year | |
| 12 | 13 | 14 | 15 | 16 | 17 | 18 | 19 | 20 | 21 |
| 5,82,00,000/- | | 2,00,000/- | | 5,82,00,000/- 100% | | yes | | | |
| | 22,83,185/- | 22,83,185/- | | 7,26,480/- (30%) | 15,56,705/- | NO | 16,95,119/- | | Do |
| 12,06,01,470/- | | 2,06,01,470/- | | 6,61,09,666/- (49.63%) | | NO | 6,61,09,666/- | | Do |
| 6,61,37,315/- | | 61,37,315/- | | 3,54,13,911/- (38.5%) | | NO | 3,54,13,911/- | | Do |
| | 96,86,396/- | 96,86,396/- | | 56,90,759/- (58.87%) | | NO | 56,90,756/- | | Do |
| 1,69,39,400.00 | | 3,62,400.00 | | 1,65,77,000.00 97% | Nil | Nil | Nil | Nil | |
| NIL | NIL | NIL | NIL | NIL | NIL | NIL | NIL | NIL | |
| NIL | NIL | NIL | 172,329 | | NIL | NIL | NIL | NIL | |
| NIL | NIL | NIL | 46,144 | | NIL | NIL | NIL | NIL | |
| 26,03,886 | | 22,24,671 | NIL | 3,79,215 (14.56%) | NIL | NIL | NIL | NIL | FY-23-24 UC submitted to State |
| 25,06,812/- | | 14,39,473/- | | 10,67,339/- (42.58%) | | | | | |

ne-State Code

re - B

ed Ministry / Department website to know the list of Central schemes of current and previous year

| Reasons | Remarks if any |
|---------|----------------|
| | |
| | |
| | |

District Social Welfare Officer,
Kokrajhar

Annexure - C

Physical Progress of Works under different Schemes/Programmes/Projects across Departments - of Current Year 2023-24

| Sl. No. | Admin. Dept. | Name of Schme | Number of Works sanctioned in the current year/2023-24 | Progress of Current Year works/Services-Categorise number of works based on the stage of physical progress | | | | | |
|---------|---|--------------------------|--|--|--------|--------|--------|-------|-------------|
| | | | | 100% | 75-99% | 50-74% | 25-49% | 1-25% | Not started |
| 1 | WOMEN & CHILD DEVELOPMENT DEPARTMENT, ASSAM | SOPD | 24 | 24 | | | | | |
| 2 | | RIDF-I | 1 | | | 1 | | | |
| 3 | | RIDF-II | 38 | 10 | 18 | 9 | 1 | | |
| 4 | | NIDA | 55 | 15 | 14 | 25 | 1 | | |
| 5 | | SC&OBC WELFARE FUND | 4 | 2 | 2 | | | | |
| 6 | | ONE STOP CENTRE BUILDING | 1 | 1 | | | | | |

District Social Welfare Officer,
Kokrajhar

Physical Progress of Works under different Schemes/Programmes/Projects across Departments - of Previous Year/2023-24

| Sl. No. | Admin. Dept. | Name of Scheme | Total number of works pending as on the last date of previous Financial Year | Number of Years delayed for completion - as on the last date of last Financial Year-Categorise works based on the delay in completion | | | | | Progress of Pending works of Previous Years pending as on the last date of last financial Year-Categorise works based on the stage of physical progress | | | | | |
|---------|--------------------------------------|---------------------|--|---|---------------|---------------|-----|-------|---|--------|--------|--------|-------|-------------|
| | | | | Less than 1 Yr | >=1 to <3 Yrs | >=3 to <5 Yrs | >=5 | Total | 100% | 75-99% | 50-74% | 25-49% | 1-25% | Not started |
| 1 | WOMEN & CHILD DEVELOPMENT DEPARTMENT | SOPD | 1 | | 1 | NA | NA | 1 | NA | 1 | NA | NA | NA | NA |
| 2 | | RIDF-I | 1 | NA | 1 | | | 1 | NA | NA | 1 | NA | NA | NA |
| 3 | | RIDF-II | 9 | 9 | | | | 9 | NA | NA | | NA | NA | NA |
| 4 | | NIDA | 25 | 25 | | | | 25 | NA | NA | | NA | NA | NA |
| 5 | | SC&OBC WELFARE FUND | 1 | 1 | | | | 2 | NA | NA | | NA | NA | NA |

District Social Welfare Officer,
Kokrajhar

Annexure - B

B. Scheme for which no funds are received by the District/Council: For (Please visit <https://www.indabudget.gov.in/index.php> and concerned Ministry / Department website to know the list of Central schemes of current and previous year)

| Sl. No. | Administrative Department | Scheme Name | Reasons | Remarks if any |
|---------|---------------------------|-------------|---|----------------|
| 1 | Soil Conservation | PMKSY-WDC | NA | |
| 2 | | SOPD-BTC | Due to non completion of project/ non availability of fund to the Govt. | 3 Nos. of Work |
| 3 | | SOPD-G | Due to non completion of project/ non availability of fund to the Govt. | 7 Nos. of Work |
| 4 | | RIDF | Due to non completion of project/ non availability of fund to the Govt. | 9 Nos. of Work |

Monthly status of Fund receipt and utilization for the month of September, 2024.

Annexure -A

A. For Scheme : Funds received.

| Sl. No. | Name of scheme (Implementation Agency) | PFMS codes SLS Code | Category CS/CSS/State/EAP etc. | Opening Balance with CANSNA/others-as applicable | | Opening Balance with the District/Council/Others-as applicable | | Current Year Allocation to District | | Fund received in the current year | | Total funds available for Scheme | Fund utilized till now Amount & (% in bracket) | | Amount for which Ucs are pending at the end of previous year | Utilisation Certificate submitted against total available funds for the current year | Amount for which Ucs as pending as on date | | Remarks | |
|---------|---|---------------------|--------------------------------|--|-------------|--|-------------|-------------------------------------|-------------|-----------------------------------|-------------|----------------------------------|--|-------------|--|--|--|-------------|---------|------------------|
| | | | | Central Share | State Share | Central Share | State Share | Central Share | State Share | Central Share | State Share | | Central Share | State Share | | | Central Share | State Share | | of previous year |
| 1 | 2 | 3 | 4 | 5 | 6 | 7 | 8 | 9 | 10 | 11 | 12 | 13 | 14 | 15 | 16 | 17 | 18 | 19 | 20 | 21 |
| 1 | Admin Dept. District Sports Office, Kokrajhar. | Nil | Nil | Nil | Nil | Nil | Nil | Nil | Nil | Nil | Nil | Nil | Nil | Nil | Nil | Nil | Nil | Nil | Nil | |

*=will be provided by the HoD/Concerned Agent. PMFS : Public Finance Management System; SLS : State Linked Scheme-State Code.

Annexure- B

B: Scheme for which no fund are received by the District/Council : For (Please visit <https://www.indabudget.gov.in/index.php>- and concerned Ministry/Department website to know the list of Ce

Physical Progress of Works under different Schemes/Programmes/Projects across Departments - of Previous Year

| Sl. No. | Admin. Dept. | Name of Scheme. | Total number of works pending as on the last date of previous Financial Year | Number of Years delayed for completion - as on the last date of last Financial Year-Categorise works based on the delay in completion | | | | | Progress of Pending works of Previous Years pending as on the last date of last financial Year-Categorise works based on the stage of physical progress | | | | | | |
|---------|--------------|-----------------|--|---|---------------------------|----------------|-----|-------|---|--------|--------|--------|-------|-------------|--|
| | | | | Less than 1 Yr | >=1 to <3 Yrs. | >=3 to <5 Yrs. | >=5 | Total | 100% | 75-99% | 50-74% | 25-49% | 1-25% | Not started | |
| | | | | 1 | Housing and Urban Affairs | CIDF | 1 | 1 | | | | 1 | 1 | 1 | |

Monthly status of Fund receipt and utilisation for the month of MARCH, APRIL & MAY Year 2024

A. For Scheme : Funds received.

| Sl No | Admin Dept | Name of Scheme (Implementation Agency) | PFMS codes SLS Code | Category CS/CSS/State / EAP etc | Opening Balance with CAN SNA/others-as applicable | | Opening Balance with the District/Council/Others-as applicable | | Current Year Allocation to District | | Fund received in the current Year | | Total funds available for Scheme | Funds utilised till now Amount & (% in bracket) | | Amount for which Ucs are pending at the end of previous year | Utilisation Certificate submitted against total available funds for the current year | Amount for which Ucs as pending as on date: | |
|-------|---------------------------|--|---------------------|---------------------------------|---|-------------|--|-------------|-------------------------------------|-------------|-----------------------------------|-------------|----------------------------------|---|-------------|--|--|---|-----------------|
| | | | | | Central Share | State Share | Central Share | State Share | Central Share | State Share | Central Share | State Share | | Central Share | State Share | | | Of Previous Year | Of Current Year |
| 1 | 2 | 3 | 4 | 5 | 6 | 7 | 8 | 9 | 10 | 11 | 12 | 13 | 14 | 15 | 16 | 17 | 18 | 19 | 20 |
| 1 | Housing and Urban Affairs | PMAY(U) | NIL | NIL | NIL | NIL | NIL | NIL | NIL | NIL | NIL | NIL | NIL | NIL | NIL | NIL | NIL | NIL | NIL |
| | | CIDF | NIL | NIL | NIL | NIL | NIL | NIL | NIL | NIL | NIL | NIL | NIL | NIL | NIL | NIL | NIL | NIL | NIL |

*= will be provided by the HOD/Concerned Agency PMFS : Public Finance Management System; SLS : State Linked Scheme-State Code

B. Scheme for which no funds are received by the District/Council: For (Please visit <https://www.indabudget.gov.in/index.php> and concerned Ministry / Department website to know the list of Central schemes of current and

| Sl. No. | Administrative Department | Scheme Name | Reasons | Remarks if any |
|---------|---------------------------|-------------|--|----------------|
| 1 | Housing and Urban Affairs | CIDF | fund is released by the Directorate office after receiving demand from District | |
| 2 | Housing and Urban Affairs | PMAY(U) | fund is released to the beneficiary in DBT mode by the State Mission Directorate office after receiving FTO from the concerned ULB | |

Monthly status of Fund receipt and utilisation for the month of Sept Year 2024

A. For Scheme : Funds received.

Rs in lakh

| Sl No | Admin Dept | Name of Scheme (Implementation Agency) | PFMS codes SLS Code | Category CS/CSI/State/EAP etc | Opening Balance with CAN SNA/others-as applicable | | Opening Balance with the District/Council/Others-as applicable | | Current Year Allocation to District | | Fund received in the current Year | | Total funds available for Scheme | Funds utilised till now Amount & (% in bracket) | | Amount for which Ucs are pending at the end of previous year. | Utilisation Certificate submitted against total available funds for the current year. | Amount for which Ucs as pending as on date | | Remarks |
|-------|------------|--|---------------------|-------------------------------|---|-------------|--|-------------|-------------------------------------|-------------|-----------------------------------|-------------|----------------------------------|---|-------------|---|---|--|-----------------|---|
| | | | | | Central Share | State Share | Central Share | State Share | Central Share | State Share | Central Share | State Share | | Central Share | State Share | | | Of Previous Year | Of Current Year | |
| 1 | 2 | 3 | 4 | 5 | 6 | 7 | 8 | 9 | 10 | 11.00 | 12 | 13 | 14 | 15 | 16 | 17 | 18 | 19 | 20 | 21 |
| | | MLAADs | NA | NA | NA | NA | NA | NA | NA | 240.00 | NA | 240.00 | NA | NA | 30% | NA | NA | NA | NA | |
| | | MPLADs | NA | NA | NA | NA | NA | NA | NA | | NA | 95.00 | NA | NA | NA | NA | NA | NA | NA | Schemes are implemented by PWD(BLDG) & PWD(RR), Kokrajhar |
| | | ASSAM DARSHAN | NA | NA | NA | NA | NA | NA | NA | 378.00 | NA | 378.00 | NA | NA | 30% | NA | NA | NA | NA | 1st Instt for 02 nos of schemes under 30-Kokrajhar LAC has been released. |
| | | GIA under ITFC | NA | NA | NA | NA | NA | NA | NA | 15.00 | NA | 15.00 | NA | NA | 75% | NA | NA | NA | NA | 75% of fund has been released to C/C |

1 T&D
BRANCH

| | | | | | | | | | | | | | | | | | | | |
|---|----|----|----|----|----|----|----|--------|----|--------|----|----|-----|----|----|----|----|----|--|
| AAGY | NA | NA | NA | NA | NA | NA | NA | 285.00 | NA | 285.00 | NA | NA | NA | NA | NA | NA | NA | NA | Schemes are implemented by PWD(BLDG) & PWD(RR), Kokrajhar |
| Untied Fund | NA | NA | NA | NA | NA | NA | NA | 780.00 | | 780.00 | | | 30% | NA | NA | NA | NA | NA | Schemes are implemented by Dev. Blocks, PWD(BLDG) & PWD(RR), Kokrajhar |
| BADP,2021-22 | NA | NA | NA | NA | NA | NA | NA | 726.00 | NA | 726.00 | NA | NA | 75% | NA | NA | NA | NA | NA | Progress report, bill for 02 nos has been submitted to State & 2nos of scheme under inspection |
| Schemes under M&WD : Construction of Sabha Ghar | NA | NA | NA | NA | NA | NA | NA | 35.00 | | 35.00 | | NA | NA | NA | NA | NA | NA | NA | Plan & Estimate under preparation for 7 nos of Community Hall. |
| Orunodoi | NA | NA | NA | NA | NA | NA | NA | NA | NA | NA | NA | NA | NA | NA | NA | NA | NA | NA | Fund not received yet. Process of DLMC formation has been started |
| Aadhar | NA | NA | NA | NA | NA | NA | NA | NA | NA | NA | NA | NA | NA | NA | NA | NA | NA | NA | Aadhar enrolment process in tea garden areas are completed |

*= will be provided by the HOD/Concerned Agenc. PMFS : Public Finance Management System, SLS : State Linked Scheme-State Code

Annexure - B

B. Scheme for which no funds are received by the District/Council. For (Please visit <https://www.indabudget.gov.in/index.php> and concerned Ministry / Department website to know the list of Central schemes of current and previous year

| Sl. No. | Administrative Department | | Scheme Name | Reasons | Remarks if any |
|---------|---------------------------|----|-------------|---------|----------------|
| NA | NA | NA | NA | NA | NA |
| NA | NA | NA | NA | NA | NA |
| | | | | | |

Annexure - C

Physical Progress of Works under different Schemes/Programmes/Projects across Departments - of Current Year

| Sl. No. | Admin. Dept. | Name of Schme | Number of Works sanctioned in the current year | Progress of Current Year works/Services-Categorise number of works based on the stage of physical progress | | | | | | |
|---------|--------------|------------------------|--|--|--------|--------|--------|-------|-------------|--|
| | | | | 100% | 75-99% | 50-74% | 25-49% | 1-25% | Not started | |
| 1 | T&D Branch | MLAADs,2023-24 | 96 | | | | 30% | | | Under process for A/A |
| | | MPLADs,2023-24 | 10 | | | | | | | Under process for A/A |
| | | ASSAM DARSHAN,2023-24 | 126 | | | | 30% | | | Under process for A/A |
| | | GIA under ITFC,2023-24 | 3 | | 75% | | | | | 1ST instt has been released. |
| | | AAGY,2022-23 | 37 | | | 60% | | | | schemes are executed by Line Dept.PWD(B) & PWD(RR) |
| | | BADP,2021-22 | 17 | | 90% | | | | | Progress report, bill for 02 nos has been submitted to State & 2nos of scheme under inspection |
| | | Untied Fund | 49 | | | | | 30% | | Under process for A/A |

Monthly status of Fund receipt and utilisation for the month of September Year 2024

A. For Scheme : Funds received.

| Sl No | Admin Dept. | Name of Scheme (Implementation Agency) | PFMS codes SLS Code | Category CS/CSS/State/EAP etc | Opening Balance with CAN SNA/others-as applicable | | Opening Balance with the District/Council/Others-as applicable | | Current Year Allocation to District | | Fund received in the current Year | | Total funds available for Scheme | Funds utilised till now Amount & (% in bracket) | | Amount for which Ucs are pending at the end of previous year | Utilisation Certificate submitted against total available funds for the current year | Amount for which Ucs as pending as on date | | Remarks |
|-------|-------------------------|--|---------------------|-------------------------------|---|-------------|--|-------------|-------------------------------------|-------------|-----------------------------------|-------------|----------------------------------|---|-------------|--|--|--|-------------|---|
| | | | | | Central Share | State Share | Central Share | State Share | Central Share | State Share | Central Share | State Share | | Central Share | State Share | | | Central Share | State Share | |
| 1 | 2 | 3 | 4 | 5 | 6 | 7 | 8 | 9 | 10 | 11 | 12 | 13 | 14 | 15 | 16 | 17 | 18 | 19 | 20 | 21 |
| 1 | Sales Tax (Finance Taxa | N A | N A | N A | N A | N A | N A | N A | N A | N A | N A | N A | N A | N A | N A | N A | N A | N A | N A | Sales Tax (Finance Taxation) is a revenue earning department only which don't have any development scheme nor have any fund or expenditure account. Hence, as per the format the data's are not applicable. |

*= will be provided by the HOD/Concerned Agenc. PMFS : Public Finance Management System; SLS : State Linked Scheme-State Code

B. Scheme for which no funds are received by the District/Council: For (Please visit <https://www.indiabudget.gov.in/index.php> and concerned Ministry / Department website to know the list of Central schemes of current and previous year.

| Sl. No. | Administrative Department | Scheme Name | Reasons | Remarks if any |
|---------|------------------------------|-------------|---|----------------|
| 1 | Sales Tax (Finance Taxation) | N A | Sales Tax (Finance Taxation) is a revenue earning department only which don't have any development scheme nor have any fund or expenditure account. Hence, as per the format the data's are not applicable. | |

Monthly status of Fund receipt and utilisation for the month of SEPTEMBER Year 2024-25

A. For Scheme : Funds received.

| Sl No | Admin Dept | Name of Scheme (Implementation Agency) | PFMS codes SLS Code | Category CS/CSS/State/EAP etc | Opening Balance with CAN SNA/others-as applicable | | Opening Balance with the District/Council/ Others-as applicable | | Current Year Allocation to District | | Fund received in the current Year | | Total funds available for Scheme | Funds utilised till now Amount & (% in bracket) | | Amount for which Ucs are pending at the end of previous year | Utilisation Certificate submitted against total available funds for the current year | Amount for which Ucs as pending as on date | | Remarks |
|-------|-----------------------------|--|---------------------|-------------------------------|---|-------------|---|-------------|-------------------------------------|-------------|-----------------------------------|-------------|----------------------------------|---|-------------|--|--|--|-----------------|--|
| | | | | | Central Share | State Share | Central Share | State Share | Central Share | State Share | Central Share | State Share | | Central Share | State Share | | | Of Previous Year | Of Current Year | |
| 1 | 2 | 3 | 4 | 5 | 6 | 7 | 8 | 9 | 10 | 11 | 12 | 13 | 14 | 15 | 16 | 17 | 18 | 19 | 20 | 21 |
| 1 | Welfare of Bodoland-TOURISM | SD 2.0 - ATDC | | CSS | NA | NA | NA | NA | NA | NA | NA | NA | NA | NA | NA | NA | NA | NA | NA | SD 2.0 implemented by ATDC |
| 2 | Welfare of Bodoland-TOURISM | Director cum CHD | | Others (SOPD-BTC) | NA | NA | NA | NA | NA | NA | NA | NA | NA | NA | NA | NA | NA | NA | NA | BTC-SOPD Budget FY: 2023-24 Total Allocation Budget Amount ₹890.82 Fund Utilized Amount ₹558.06398 |

*= will be provided by the HOD/Concerned Agenc. PMFS : Public Finance Management System; SLS : State Linked Scheme-State Code

B. Scheme for which no funds are received by the District/Council: For (Please visit <https://www.indabudget.gov.in/index.php> and concerned Ministry / Department website to know the list of Central schemes of current and previous year)

| Sl. No. | Administrative Department | Scheme Name | Reasons | Remarks if any |
|---------|---------------------------|-------------|---------|----------------|
| | Tourism | | | Nil |
| | | | | |
| | | | | |

Annexure - C

Physical Progress of Works under different Schemes/Programmes/Projects across Departments - of Current Year FY: 2024-25

| <i>Sl. No.</i> | <i>Admin. Dept.</i> | <i>Name of Schme</i> | <i>Number of Works sanctioned in the current year</i> | <i>Progress of Current Year works/Services- Categorise number of works based on the stage of physical progress</i> | | | | | | |
|----------------|---------------------|---|---|--|--------|--------|--------|-------|-------------|--|
| | | | | 100% | 75-99% | 50-74% | 25-49% | 1-25% | Not started | |
| 1 | Tourism | Sponsoring of Candidates for undergoing various Diploma Courses in Hotel Management at FCI (Food Craft Institute), Samaguri, Nagaon | 1 | 100% | | | | | | 20 (Twenty) Nos. of Students had been selected and the course is going on since 5 August, 2024. In financial process the Demand is in under process. |
| 1 | Tourism | Community Based Rural Tourism Scheme under Bodoland Home Stay initiative at Raimona for the yaer 2024-25 | 1 | | | | | 1-25% | | Advertisment process is going on |

Monthly status of Fund receipt and utilisation for the month of SEPTEMBER__Year 2024

A. For Scheme : Funds received.

| Sl No | Admin Dept | Name of Scheme (Implementation Agency) | PFMS codes SLS Code | Category CS/CSS/State/EAP etc | Opening Balance with CAN SNA/others-as applicable | | Opening Balance with the District/Council/Others-as applicable | | Current Year Allocation to District | | Fund received in the current Year | | Total funds available for Scheme | Funds utilised till now Amount & (% in bracket) | | Amount for which Ucs are pending at the end of previous year | Utilisation Certificate submitted against total available funds for the current year | Amount for which Ucs as pending as on date | | Remarks |
|-------|--------------|--|---------------------|-------------------------------|---|-------------|--|-------------|-------------------------------------|-------------|-----------------------------------|-------------|----------------------------------|---|-------------|--|--|--|-----------------|---------|
| | | | | | Central Share | State Share | Central Share | State Share | Central Share | State Share | Central Share | State Share | | Central Share | State Share | | | Of Previous Year | Of Current Year | |
| 1 | 2 | 3 | 4 | 5 | 6 | 7 | 8 | 9 | 10 | 11 | 12 | 13 | 14 | 15 | 16 | 17 | 18 | 19 | 20 | 21 |
| 1 | | LHDCP | ASK00007280 | CSS | ** | ** | ** | ** | Nil | ** | ** | ** | ** | Nil | ** | *** | ** | ** | ** | ** |
| 2 | A.H. & Vety. | NLM | ASK00007280 | State | ** | ** | ** | ** | Nil | Nil | ** | ** | Nil | ** | ** | ** | ** | ** | ** | ** |
| 3 | | SOPD | ** | State | | | | | Nil | Nil | | | Nil | | | | | | | |
| 4 | | RGM | ** | State | ** | ** | ** | ** | Nil | Nil | ** | ** | Nil | ** | ** | ** | ** | ** | ** | ** |

*= will be provided by the HOD/Concerned Agenc. PMFS : Public Finance Management System; SLS : State Linked Scheme-State Code

B. Scheme for which no funds are received by the District/Council. For (Please visit <https://www.indabudget.gov.in/index.php> and concerned Ministry / Department website to know the list of Central schemes of current and previous year

| Sl. No. | Administrative Department | | | | Scheme Name | | | | Reasons | | | | Remarks if any | | | | |
|---------|---------------------------|----|----|----|-------------|----|----|----|---------|----|----|----|----------------|----|----|----|----|
| ** | ** | ** | ** | ** | ** | ** | ** | ** | ** | ** | ** | ** | ** | ** | ** | ** | ** |
| ** | ** | ** | ** | ** | ** | ** | ** | ** | ** | ** | ** | ** | ** | ** | ** | ** | ** |

Sd/
(Dr.T.C. Basumatary)
/cDistrict A.H. & Veterinary
Office: Kokrajhar

Annexure - C

Physical Progress of Works under different Schemes/Programmes/Projects across Departments - of Current Year

| Sl. No. | Admin. Dept. | Name of Scheme | Number of Works sanctioned in the current year | | Progress of Current Year works/Services-Categorise number of works based on the stage of physical progress | | | | | | | |
|---------|--------------|------------------|--|--------------------------|--|--------|--------|---------------|-------|-------------|---------------------------------------|--|
| | | | | | 100% | 75-99% | 50-74% | 25-49% | 1-25% | Not started | Remarks | |
| 1 | A.H. & Vety. | LHDCP (2024-25) | SCHEME/ACTIVITY | TARGET | | | | | | | | |
| | | 1. PPREP(Rnd -2) | Vaccination of Goat & Sheep against PPR | 80,000 doses | √ (100%) | *** | *** | *** | *** | *** | *** | |
| | | 2. FMD(Rnd-4) | Vaccination of Cattle against FMD | 2,10,000 doses | *** | *** | *** | √ (32.35%) | *** | *** | *** | |
| | | NLM | *** | Nil | *** | *** | *** | *** | *** | *** | *** | |
| | | SOPD | *** | Nil | *** | *** | *** | *** | *** | *** | *** | |
| 4 | | RGM 1. NAIP | A. I. in Cattle | 16,477 Nos. (2024-25) | *** | *** | *** | √ (31.68%) | *** | *** | For the period from April to Sep/2024 | |

Sd/
(Dr.T.C. Basumatary)
I/cDistrict A.H. & Veterinary
Office: Kokrajhar

Physical Progress of Works under different Schemes/Programmes/Projects across Departments - of Previous Year.

| Sl. No. | Admin. Dept. | Name of Scheme | Total number of works pending as on the last date of previous Financial Year | Number of Years delayed for completion - as on the last date of last Financial Year-Categorise works based on the delay in completion | | | | | Progress of Pending works of Previous Years pending as on the last date of last financial Year-Categorise works based on the stage of physical progress | | | | | |
|---------|--------------|----------------|--|---|---------------|---------------|-----|-------|---|--------|--------|--------|-------|-------------|
| | | | | Less than 1 Yr | >=1 to <3 Yrs | >=3 to <5 Yrs | >=5 | Total | 100% | 75-99% | 50-74% | 25-49% | 1-25% | Not started |
| 1 | A.H. & Vety. | LHDCP | DNA | DNA | DNA | DNA | DNA | DNA | *** | *** | *** | *** | *** | *** |
| 2 | | NLM | DNA | DNA | DNA | DNA | DNA | DNA | *** | *** | *** | *** | *** | *** |
| 3 | | SOPD | DNA | DNA | DNA | DNA | DNA | DNA | *** | *** | *** | *** | *** | *** |
| 4 | | RGM | DNA | DNA | DNA | DNA | DNA | DNA | *** | *** | *** | *** | *** | *** |
| | | | | | | | | | | | | | | |

Sd/
 (Dr. T.C. Basumatary)
 I/c District A.H. & Veterinary
 Office: Kokrajhar

Model DDC/CDC minutes of meeting format

| | |
|---------------------------------------|--|
| <i>Subject</i> | <i>Minutes of the meeting of District Development Committee/Council Development Committee Meetings</i> |
| <i>Date & Time</i> | |
| <i>Venue</i> | |
| <i>Participants</i> | <i>Annexure - 1.1</i> |
| <i>Absentees</i> | <i>Annexure - 1.2</i> |
| <i>Fund receipt & Utilisation</i> | <i>Annexure - A (Received) & B (Not received)</i> |
| <i>Physical Progress</i> | <i>Annexure - C (for Current Year) and Annexure - D for previous Years</i> |

The meeting was chaired by.....

The decisions of the meeting are as follows:

Category - A : Department specific

| <i>Sl. No.</i> | <i>Sector</i> | <i>Administrative Department</i> | <i>Scheme/ Project/ Programme</i> | <i>Decision / Action to be taken</i> | <i>Agency responsible & Timeline</i> |
|----------------|---------------|----------------------------------|-----------------------------------|--------------------------------------|--|
| | | | | | |
| | | | | | |
| | | | | | |
| | | | | | |
| | | | | | |
| | | | | | |
| | | | | | |

#: (Social Sector / Economic Development / Infrastructure/Finance & Planning / Regulatory / Reforms)

Category - B

| <i>Sl. No.</i> | <i>Theme</i> | | | | |
|----------------|--|--|--|--|--|
| | <i>Follow up of DCs conference</i> | | | | |
| | <i>Sabka Saath Sabka Vikas Sabka Vishwas Sabka Prayaas</i> | | | | |
| | | | | | |
| | | | | | |

Name & Signature of the Official chaired the meeting on each of the page.

Sector wise Administrative Departments

| | |
|--|---|
| Social Sector | 1. Cultural Affairs |
| | 2. Education-Higher |
| | 3. Education-School Education : Elementary & Secondary |
| | 4. Food, Civil Supplies and Consumer Affairs |
| | 5. Health and family Welfare |
| | 6. Hill Areas |
| | 7. Indigenous & Tribal Faith and Culture Department |
| | 8. Labour Welfare |
| | 9. Medical Education & Research |
| | 10. Social Justice & Empowerment |
| | 11. Sports and Youth Welfare |
| | 12. Tea Tribes Welfare |
| | 13. Tribal Affairs (Plains) |
| | 14. Welfare of Bodoland |
| | 15. Welfare of Minorities & Development |
| | 16. Women & Child Development |
| Economic Development | 17. Agriculture |
| | 18. Animal Husbandry and Veterinary |
| | 19. Cooperation |
| | 20. Fishery |
| | 21. Handloom, Textiles & Sericulture |
| | 22. Industries and Commerce & Public Enterprise |
| | 23. Panchayat & Rural Development |
| | 24. Revenue and Disaster Management |
| | 25. Science & Technology & climate change |
| | 26. Skill, Employment and Entrepreneurship |
| | 27. Soil Conservation |
| | 28. Horticulture and Food Processing Department |
| Finance Planning | 29. Finance |
| | 30. Transformation and Development |
| Management & Facilitation | 31. Act East Policy Affairs |
| Reforms, Governance Facilitation & Regulation | 32. Administrative Reforms, Training, Pension & Public Grievances |
| | 33. Election |
| | 34. Environment and Forest |
| | 35. Excise |
| | 36. General Administration |
| | 37. Home & Passport |
| | 38. Political |
| | 39. Implementation of Assam Accord |
| | 40. Information & Public Relation & Printing & Stationary |
| | 41. Judicial |
| | 42. Legislative |
| | 43. Mines & Minerals |
| | 44. Parliamentary Affairs |
| | 45. Personnel |
| Infrastructure | 46. Border Protection and Development |
| | 47. Housing and Urban Affairs |
| | 48. Information Technology |
| | 49. Irrigation |
| | 50. Water Resources |
| | 51. Power |
| 52. Public Health Engineering | |

| |
|--------------------------------|
| 53. Public Works (Roads) |
| 54. Public Works NH & Building |
| 55. Transport |
| 56. Tourism |

Monthly status of Fund receipt and utilisation for the month of September, Year 2024

A. For Scheme : Funds received.

| Sl No | Admin Dept | Name of Scheme (Implementation Agency) | PFMS codes SLS Code | Category CS/CSS/ State/ EAP etc | Opening Balance with CAN SNA/others-as applicable | | Opening Balance with the District/ Council/ Others-as applicable | | Current Year Allocation to District | | Fund received in the current Year | | Total funds available for Scheme | Funds utilised till now Amount & (% in bracket) | | Amount for which Ucs are pending at the end of previous year | Utilisation Certificate submitted against total available funds for the current year | Amount for which UCs as pending as on date | | Remarks |
|-------|----------------------------|--|---------------------|---------------------------------|---|-------------|--|-------------|-------------------------------------|-------------|-----------------------------------|-------------|----------------------------------|---|-------------|--|--|--|-----------------|---------|
| | | | | | Central Share | State Share | Central Share | State Share | Central Share | State Share | Central Share | State Share | | Central Share | State Share | | | Of Previous Year | Of Current Year | |
| 1 | 2 | 3 | 4 | 5 | 6 | 7 | 8 | 9 | 10 | 11 | 12 | 13 | 14 | 15 | 16 | 17 | 18 | 19 | 20 | 21 |
| 1 | Water Resources Department | Nil | Nil | Nil | Nil | Nil | Nil | Nil | Nil | Nil | Nil | Nil | Nil | Nil | Nil | Nil | Nil | Nil | Nil | |

*= will be provided by the HOD/Concerned Agenc. PMFS : Public Finance Management System; SLS : State Linked Scheme-State Code

Physical Progress of Works under different Schemes/Programmes/Projects across Departments - of Current Year

| Sl. No. | Admin. Dept. | Name of Schme | Number of Works sanctioned in the current year. | Progress of Current Year works/ Services-Categorise number of works based on the stage of physical progress | | | | | | |
|---------|------------------------------------|---------------|---|---|--------|--------|--------|-------|-------------|--|
| | | | | 100% | 75-99% | 50-74% | 25-49% | 1-25% | Not started | |
| 1 | Kokrajhar W.R. Division, Kokrajhar | Nil | Nil | Nil | Nil | Nil | Nil | Nil | Nil | |

Executive Engineer
Kokrajhar W.R. Division
Kokrajhar

Physical Progress of Works under different Schemes/Programmes/Projects across Departments - of Previous Year

| Sl. No. | Admin. Dept. | Name of Scheme | Total number of works pending as on the last date of previous Financial Year | Number of Years delayed for completion - as on the last date of last Financial Year-Categorise works based on the delay in completion | | | | | Progress of Pending works of Previous Years pending as on the last date of last financial Year-Categorise works based on the stage of physical progress | | | | | |
|---------|--------------|--|--|---|---------------|---------------|-----|-------|---|--------|--------|--------|-------|-------------|
| | | | | Less than 1 Yr | >=1 to <3 Yrs | >=3 to <5 Yrs | >=5 | Total | 100% | 75-99% | 50-74% | 25-49% | 1-25% | Not started |
| 1 | | Anti-erosion measures to protect village Simlabari F. V. and its adjoining areas from the erosion of river Sonkosh on L/B. (under SOPD-G for 2023-2024). (E/A: Rs. 198.00L) | 1 | 1 | Nil | Nil | Nil | 1 | 0 | 0 | 0 | 0 | 0 | 1 |
| 2 | | A/E measures to protect at Bagdogra village and its adjoining areas from the erosion of river Sonkosh on its L/B. (under SOPD-G for 2023-2024). (E/A: Rs. 199.00L) | 1 | 1 | Nil | Nil | Nil | 1 | 0 | 0 | 0 | 0 | 0 | 1 |
| 3 | | Anti-erosion measures to protect the village Balajan near Bodoland University campus from the erosion of river Gaurang on Left bank. (under SOPD-G FY-2022-23). (E/A: Rs. 160.00L) | 0 | 0 | Nil | Nil | Nil | 0 | 1 | 0 | 0 | 0 | 0 | 0 |
| 4 | | A/E measures to protect Rimijimi and its adjoining village villages from eroison of Gangia river (under SOPD-G). (E/A: Rs. 175.00L) | 1 | 1 | Nil | Nil | Nil | 1 | 0 | 1 | 0 | 0 | 0 | 0 |
| 5 | | A/E measures to protect Bamunigaon and its adjoining villages from the eroison of Gangia river. (under SOPD-G FY-2022-23) (E/A: Rs. 165.00L) | 0 | 0 | Nil | Nil | Nil | 0 | 1 | 0 | 0 | 0 | 0 | 0 |
| 6 | | A/E measures to protect village Araishopara and its adjoining areas from the eroison of river Tia (under SOPD-G FY-2022-23). (E/A: Rs. 150.00L) | 0 | 0 | Nil | Nil | Nil | 0 | 1 | 0 | 0 | 0 | 0 | 0 |
| 7 | | A/E measures to protect village Hangshabil and its adjoining areas from the eroison of river Garuphella on its R/B (under SOPD-G). (E/A: Rs. 195.00L) | 1 | 1 | Nil | Nil | Nil | 1 | 0 | 0 | 0 | 0 | 0 | 1 |
| 8 | | A/E measures to protect Naowarbhita and its adjoining areas from the eroison of river Longa on its R/B. (under SOPD-G FY-2022-23) (E/A: Rs. 150.79L) | 0 | 0 | Nil | Nil | Nil | 0 | 1 | 0 | 0 | 0 | 0 | 0 |

| | | | | | | | | | | | | | | |
|----|---------------------------------------|---|---|---|-----|-----|-----|---|---|---|---|---|---|---|
| 9 | Kokrajpur W.R. Division, Kokrajpur | A/E measures to protect Kotpara and its adjoining villages from Gangia river. (under SOPD-G FY-2022-23) (E/A: Rs. 100.00L) | 0 | 0 | Nil | Nil | Nil | 0 | 0 | 1 | 0 | 0 | 0 | 0 |
| 10 | | A/E measures to protect Khejurbari and its adjoining villages from Gangia river. (under SOPD-G FY-2022-23) (E/A: Rs. 150.00L) | 0 | 0 | Nil | Nil | Nil | 0 | 1 | 0 | 0 | 0 | 0 | 0 |
| 11 | | A/E measures to protect North Musalmanpara & its adjoining villages from the erosion of Gangia river. (under SOPD-G FY-2022-23) (E/A: Rs. 100.00L) | 1 | 1 | Nil | Nil | Nil | 1 | 0 | 1 | 0 | 0 | 0 | 0 |
| 12 | | A/E measures to protect Tajpur Banglabari and its adjoining areas from the erosion of river Modati (Gurufela). (under SOPD-G FY-2022-23) (E/A: Rs. 100.00L) | 0 | 0 | Nil | Nil | Nil | 0 | 1 | 0 | 0 | 0 | 0 | 0 |

| | | | | | | | | | | | | | |
|----------------|---|---|---|-----|-----|-----|---|----|---|---|---|---|---|
| 13 | Anti-erosion measures to protect village Tuniadanga and its adjoining areas from the erosion of river Longa on L/B. (under SOPD-G (FY-2022-23) (E/A: Rs. 117.50L) | 0 | 0 | Nil | Nil | Nil | 0 | 1 | 0 | 0 | 0 | 0 | 0 |
| 14 | Immediate measures for restoration of village Banglajhora from flood damages of river Saralbhangha on L/B from Patgaon to upwards from Ch.5300m to 5600m under S.D.R.F. for 2021-22. (FY-2022-23) (E/A: Rs. 97.33L) | 0 | 0 | Nil | Nil | Nil | 0 | 1 | 0 | 0 | 0 | 0 | 0 |
| 15 | Immediate measures for restoration of village Chekadani from flood damages of river Gangia under SDRF for 2021-22 (FY-2022-23) (E/A: Rs. 180.00L) | 0 | 0 | Nil | Nil | Nil | 0 | 1 | 0 | 0 | 0 | 0 | 0 |
| 16 | Immediate measures for restoration of damages at No.2 Mozabari village of river Samukha for the year 2021-22 under S.D.R.F. (FY-2022-23) (E/A: Rs. 89.15L) | 0 | 0 | Nil | Nil | Nil | 0 | 1 | 0 | 0 | 0 | 0 | 0 |
| 17 | Immediate measures for restoration of flood damages at village Soraigaon on its R/B of river Janali under S.D.R.F. for 2021-22 (FY-2022-23) (E/A: Rs. 62.50L) | 0 | 0 | Nil | Nil | Nil | 0 | 1 | 0 | 0 | 0 | 0 | 0 |
| 18 | Immediate measures for restoration of village Garumarachar from flood damages of river Sankosh on its L/B under SDRF for 2021-22. (FY-2022-23) (E/A: Rs. 176.99L) | 0 | 0 | Nil | Nil | Nil | 0 | 1 | 0 | 0 | 0 | 0 | 0 |
| <i>Total =</i> | | 5 | | | | | 5 | 12 | 3 | 0 | 0 | 0 | 3 |